

4

FOOD

ORDER A PIZZA

LESSON
1

VOCABULARY



1 LISTEN TO ZACK.  2:20

2 LOOK, LISTEN AND POINT. SAY.  2:21  2:22 



3 WHICH FOOD IS BLACK OR GREEN? WRITE THE NUMBER. 



1 LISTEN TO THE SONG. TICK (✓).



2:24



PINEAPPLE

☐


CHICKEN

☐


PEPPERS

☐


TUNA

☐


CHEESE

☐


OLIVES

☐


TOMATOES

☐


MEATBALLS

☐


2 SING *PIZZA, PIZZA*.



2:24

3 READ AND MATCH. TRACE.



1



CHICKEN

2



OLIVES

3



TOMATOES

4



MEATBALLS

CHEESE

TUNA

PEPPERS

PINEAPPLE

5



6



7



8



4 LISTEN AND CHECK.





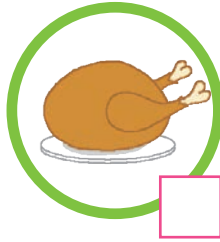

2:26



PIZZA AT THE CLUB

BEFORE YOU LISTEN

1 LOOK AND TICK (✓). WHAT'S IN THE STORY?




2 LISTEN TO THE STORY. 2:27





AFTER YOU LISTEN

3 LOOK AND NUMBER.



Story language: Can you give me (a green pepper), please? I like (cheese). I don't like (peppers).



1 LOOK, LISTEN AND NUMBER.



2:28



2 LOOK, LISTEN AND READ. SAY.




2:29



YES, I DO.

NO, I DON'T.

3 DRAW FOOD. WRITE.



1 I LIKE _____.

2 I DON'T LIKE _____.

4 SAY.

Key learning outcome: have a dialogue about food **Resources:** food cards

Target language: Do you like (tomatoes)? Yes, I do. No, I don't. I like (tomatoes). I don't like (tuna).



CRITICAL THINKING

1 LOOK AND LISTEN. 2:30



2 LISTEN AND SAY THE **SOLUTIONS** RAP. 2:31

3 LOOK AND THINK. WRITE NUMBERS.

	ME	FRIEND 1	FRIEND 2
	1		

4 READ WITH YOUR TEACHER AND SAY.

I SOLVE PROBLEMS. I'M A HERO.



Life skill: Critical thinking: solving problems

Key learning outcome: learn about problem solving and evaluate possible solutions

1 LISTEN TO STAN.  2:32

2 LOOK, LISTEN AND POINT. SAY.  2:33  2:34 



STAN, THE ICE CREAM MAN



3 LOOK, LISTEN AND NUMBER.  2:35 

PLANTS & FLAVOURS



WOW!


1 READ AND COLOUR THE ICE CREAM CONES. 




MINT




CHOCOLATE



BLACKBERRY



STRAWBERRY




VANILLA

2 LOOK, LISTEN AND CIRCLE.  
2:36



1



2



3



4

3 ASK AND ANSWER TO CHOOSE 3 FLAVOURS. TICK (✓).   



LET'S HAVE AN ICE CREAM.  ?

YES, I DO.

WOW!

Key learning outcome: buy an ice cream


Target language: Let's have an ice cream. Do you like (vanilla)? Yes, I do. No, I don't.

FOOD

SHOW WHAT YOU KNOW

STAGE 1

THINK AND STICK. SAY.



STAGE 2

LOOK AND WRITE.



1 I DON'T LIKE _____.

2 I LIKE _____.

3 I DON'T LIKE _____.

4 I LIKE _____.

1



2



3




4



STAGE 3

WATCH THE VIDEO *IT'S PIZZA TIME!* NUMBER.  



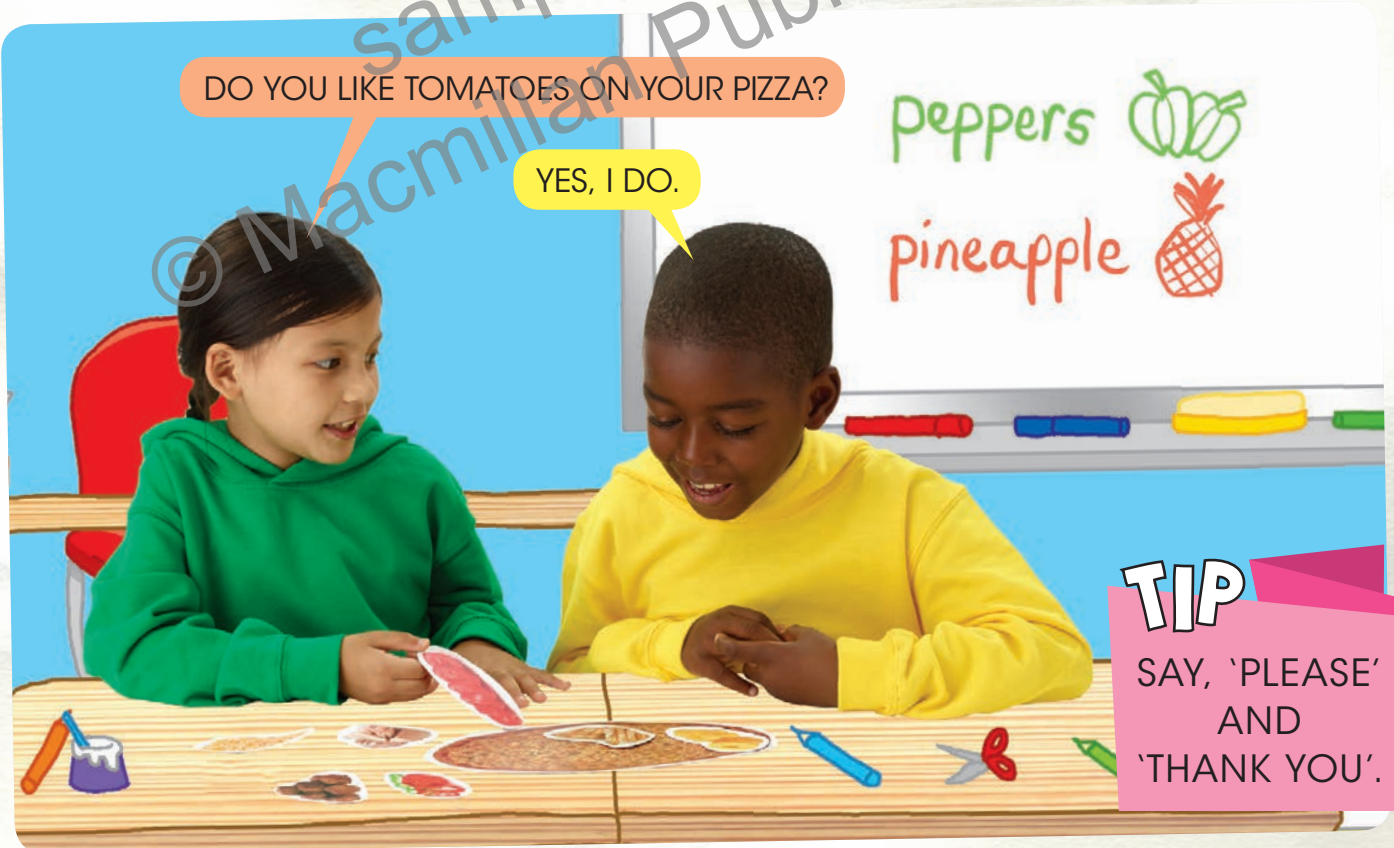
STAGE 4

WATCH AGAIN AND CHECK. 

SHOW WHAT YOU CAN DO

STAGE 5

ORDER YOUR PIZZA.



TIP

SAY, 'PLEASE' AND 'THANK YOU'.

Final unit outcome: order a pizza

Resources: make your own pizza