

# UNIT

## 3



IT'S 7:30 IN THE MORNING. THE CHILDREN ARE ARRIVING AT THE BEACH WITH MISS LILY AND MR. PLANT.



We're wearing special green T-shirts, orange shorts, and blue caps.



IT'S 9:00 A.M. THE STUDENTS ARE LEARNING ABOUT SEA TURTLES.



THE CHILDREN ARE CLEANING UP THE BEACH. THEY'RE COLLECTING TRASH: PLASTIC, BOTTLES, AND BAGS. NOW, THERE ARE NO OBSTACLES FOR THE BABY TURTLES.





IT'S 1:00 P.M. THEY'RE HAVING A PICNIC. THEY'RE EATING FRUIT, SANDWICHES, AND DRINKING WATER.





# At the Beach



- 1  Listen and read.
- 2 Circle the verbs ending with **-ing**.





## Vocabulary

Progress

## 3 Match the phrases from the comic.

- a protect
- b have
- c collect
- d build
- e clean
- f learn

- shells
- sandcastles
- a picnic
- up the beach
- the baby turtles
- about sea turtles



4



Listen, check, and repeat as a class.

## 5 Look and write the actions from Activity 3.





## Grammar


Progress

UNIT


3

### 1 Read the comic again. Then underline the correct option.



a It's  p.m. The students are **having** / **swimming** a picnic.



b It's  a.m. The students are **running** / **learning about** sea turtles.

c It's  p.m. The baby turtles are **drinking** / **running** to the sea.



d It's  p.m. Miss Lily is **collecting** / **cleaning up** shells.



### 2 Look at the verbs from Activity 1 and write their *-ing* form.

a have

\_\_\_\_\_

b learn

\_\_\_\_\_

c run

\_\_\_\_\_

d collect

\_\_\_\_\_

e drink

\_\_\_\_\_

f swim

\_\_\_\_\_



### 3 Use the extra options from Activity 1 to complete the sentences.

a They're \_\_\_\_\_ in the sea.

b We're \_\_\_\_\_ water.

c She's \_\_\_\_\_ up her bedroom.

d I'm \_\_\_\_\_ fast.



#### TIP

##### Adding *-ing*

In general, we just add *-ing*:

learn + *-ing* = learning

When a verb ends in **e**, we remove the **e** and add *-ing*:

have - **e** + *-ing* = having

Some verbs end in consonant + vowel + consonant, we double the final consonant and add *-ing*:

swim + **m** + *-ing* = swimming



### Present Progressive

We use the present progressive to talk about actions that we are doing now.

*I + am + verb -ing*

*You + are + verb -ing*

*He / She / It + is + verb -ing*

*We / You / They + are + verb -ing*

*I am collecting shells.*

*You are swimming in the sea.*

*She is building a sandcastle.*

*They are helping the baby turtles.*

#### 4 Listen and write the corresponding number.










#### 5 Use the clues to write sentences in present progressive. Then choose the correct picture number from Activity 4

a He / run with his dog \_\_\_\_\_

b They / drink water \_\_\_\_\_

c We / eat apples \_\_\_\_\_

d She / swim in the sea \_\_\_\_\_



#### 6 Choose an option and act it out for your classmates to guess.

take a shower

brush my teeth

go to bed

get dressed

wash my hands

have a picnic

eat breakfast

do my homework



## Listening

Progress

UNIT

3

### 1 Classify the words.

protect sand run crabs sandcastles shells seagulls baby turtles collect

Animals	Things	Actions

### 2 Listen and number the lines in the chorus.



### Protecting the Baby Turtles

**Chorus**

☐ Go away, seagulls!

☐ And they're running fast!

☐ Go away, crabs!

☐ We're helping the baby turtles.

We're cleaning up the \_\_\_\_\_,  
We're \_\_\_\_\_ the nests,  
We're working as a team,  
Everyone's doing their best.



**Chorus**

We're collecting the \_\_\_\_\_,  
And we're smoothing the sand.

We're learning and \_\_\_\_\_ fun,  
Together we're lending a hand!

**Chorus**



### 3 Listen again and complete the chant.

### 4 Count the animals above and write the numbers.







1 Read and color the letters *d* and *t*.

a SAND

c BOAT

b BIRD

d NEST

2 Listen and repeat.

Pronunciation

d



sand

bird

t



boat

nest

3 Complete with the words from Activity 1.



The \_\_\_\_\_ is  
in the \_\_\_\_\_.



The \_\_\_\_\_ is  
on the \_\_\_\_\_.



4 Take turns describing what is happening in the pictures.



They're roller skating.

She's dancing.



## Reading

Progress

UNIT

3

### 1 Follow and discover names of animals.



capuchin monkey

iguana

sloth

sea turtle

toucan

### 2 Listen and read.

## Beaches in Latin America



Do you like the beach? Latin America has many beautiful beaches! Let's visit three special ones.



#### Punta Sal

Punta Sal is a warm and sunny beach in Peru. The water is blue, and the sand is soft.

You can see dolphins jumping in the waves! Sometimes, sea turtles swim near the beach. Punta Sal has warm water all year. It is a great place for swimming and building sandcastles!

#### Praia do Forte

Praia do Forte is a beach in Brazil. You can see a lot of animals there. In the trees, capuchin monkeys jump from branch to branch. There are colorful parrots, toucans, and butterflies too! In the sea, you can find sea turtles, bright fish, and corals.



#### Manuel Antonio


In Costa Rica, you can find Manuel Antonio beach. Sloths hang from the trees, and iguanas enjoy the sun on the sand. Playful monkeys swing in the trees, and colorful birds sing.



Would you like to visit these beaches?

### 3 Read the text again and circle Yes or No.

- |   |                                              |     |    |
|---|----------------------------------------------|-----|----|
| a | Manuel Antonio Beach is in Mexico.           | Yes | No |
| b | You can see dolphins in Punta Sal.           | Yes | No |
| c | There are sloths on all the beaches.         | Yes | No |
| d | In Praia do Forte, there aren't any monkeys. | Yes | No |



Lesson 6 ■ I can find specific information in a text.

39





**1 Underline the information in the text on page 39. Use the color code.**

Names of countries

Names of beaches

Names of animals

**2 Circle the correct answer.**

- a** Latin America / latin america has many beautiful beaches!
- b** Punta Sal is a warm and sunny beach in **Peru** / peru.
- c** You / you can see dolphins jumping in the waves!
- d** In the trees, **Capuchin** / capuchin monkeys jump from branch to branch.

**3 Look and complete the text following the clues. Use capital letters when necessary.**

### Lovers' Beach

(name of the beach)


is in \_\_\_\_\_  
(name of the country)


In \_\_\_\_\_  
(name of the beach)

you see  \_\_\_\_\_,

 \_\_\_\_\_, 

\_\_\_\_\_, and  \_\_\_\_\_.

You can make 

\_\_\_\_\_ and  \_\_\_\_\_

in the sea.



Lovers' Beach, Mexico

### Smart Skills

#### Protect the Beach:

Follow these tips when you are at the beach.

- Collect your trash.
- Clean your space.
- Respect the animals.
- Listen to your family.

How do you protect nature around you?



**4 Read the text and check your answers.**

# Review

Progress

UNIT

3



1 Play Find the Differences!

Picture A



Picture B



In Picture A, the cow is running.

In Picture B, it is eating apples.



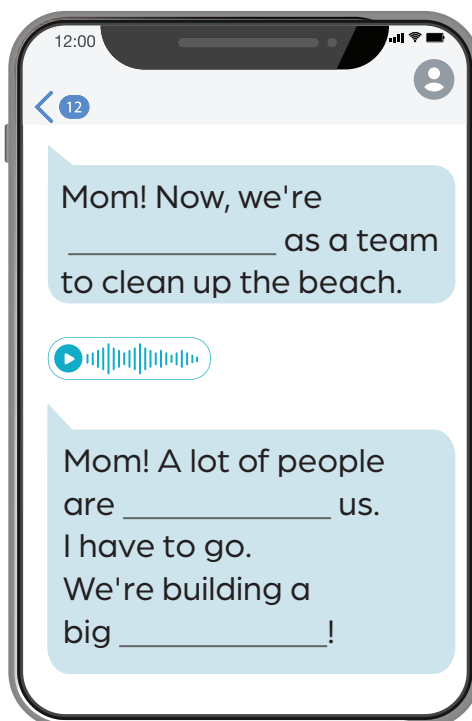
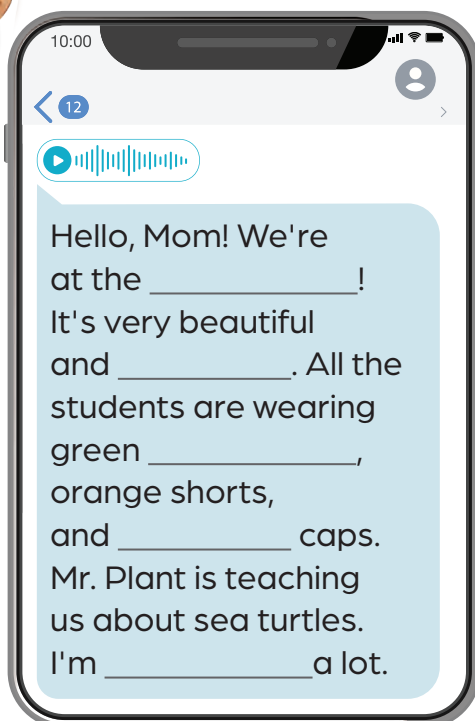


## Extra Practice



Complete with the words from the box. Then listen and check.

learning beach sandcastle hot working blue helping T-shirts



Find the sandcastle.



Write the verbs in the corresponding column. Follow the clues.

run collect skate wear swim have

get (t / n / m + -ing)	ride (e + -ing)	learn (+ -ing)
getting	riding	learning



Find the crab.



**Look and complete the sentences.**

**a**



**b**



**c**



**d**



- a** We aren't collecting shells. \_\_\_\_\_
- b** He isn't wearing a red T-shirt. \_\_\_\_\_
- c** They aren't drinking milk. \_\_\_\_\_
- d** She isn't reading a book. \_\_\_\_\_

**Find the picnic basket.**



**Draw yourself and a friend doing something at the beach.  
Then complete the sentences.**



My friend \_\_\_\_\_ and I are at the beach.

We are \_\_\_\_\_

We aren't \_\_\_\_\_

**Very good!**

**Go to  
Unit 4!**

**Progress**