

UNIT

3



GEORGE SHOWS CHARLIE HIS FAMILY.



Look Charlie.
This is my family.

Who is he?



He is my
grandpa.

Who is she?




She is my
grandma.

Who is he?



He is my dad. He is angry.

She is your mom!



Yes!


My Family

Who is he?

He is my uncle.

He is sad.

Yes.



And she is my aunt.

And who is she?



She is my cousin, Sara.


He is your brother, Tony.

Yes. He is happy.



She is your sister, Gloria.

Yes. She is angry.



I love my family!

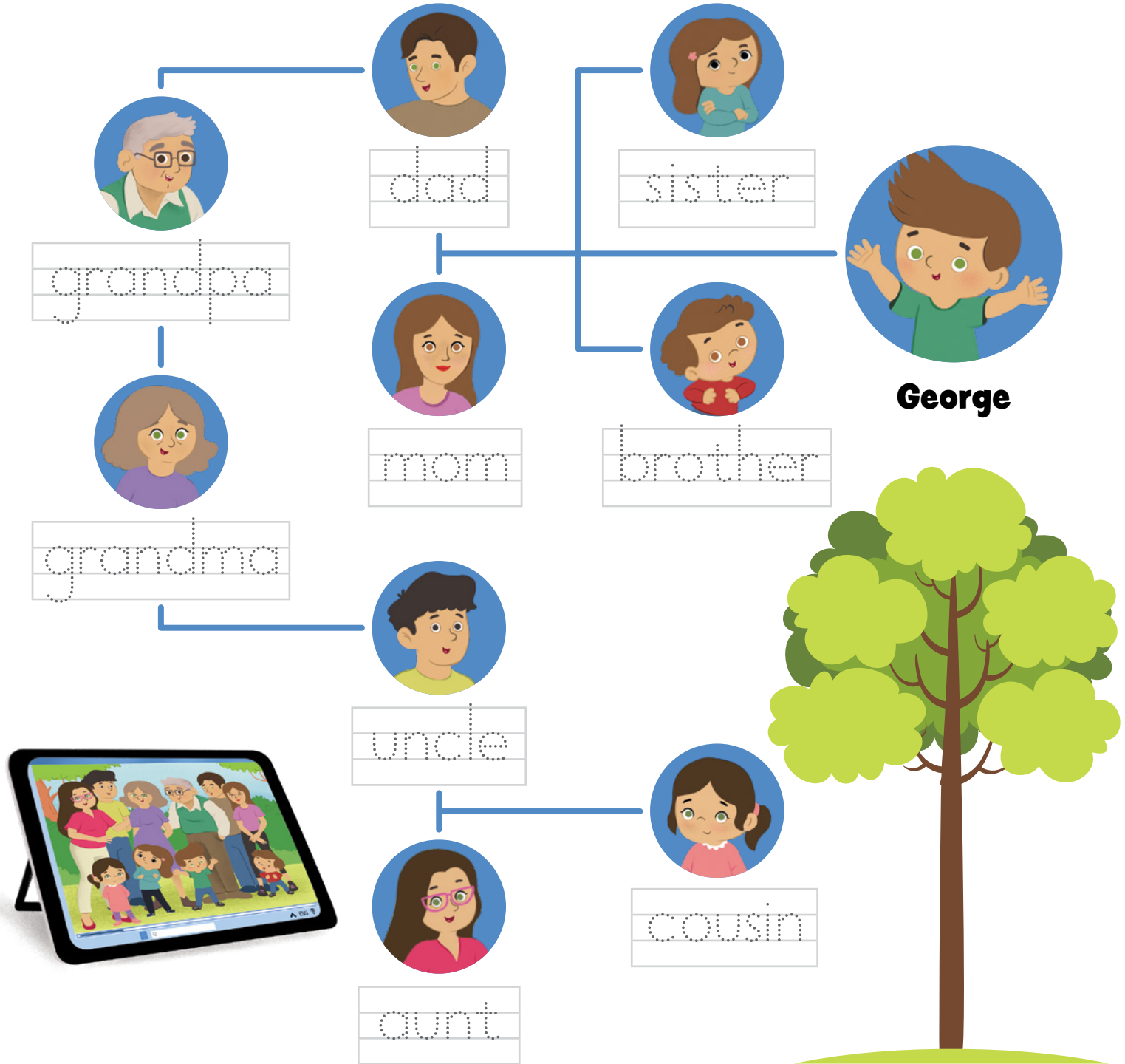


1  Listen, follow, and point.

2  Listen again and circle someone happy, sad, and angry.




3  Listen, point, and say.



4  Listen again and trace.



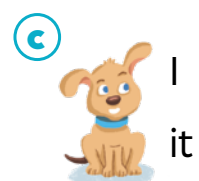
1 Listen and repeat.



Subject Pronouns and Verb to be

I	am	I am a student.
You	are	You are my teacher.
He / She / It	is	He is my brother. She is my cousin. It is a dog.
We / You / They	are	We are sad. You are happy. They are angry.

2 Look and underline the correct option.





3 Draw your family tree.

My Family Tree

4 Read and trace.

a Who is he? my dad.


b Who are they? my grandpa and grandma.

TIP

We use **Who** to ask questions about people.



5 Point, ask, and answer about your family tree.



Who is he?

Who are they?

He is my uncle.

They are my brother and sister.





Listening


Progress

UNIT

3


1 17 Listen and draw. Then trace the words.

a



angry

b



happy


c



sad

2 18 Listen, read, and sing.

I Love My Family



I love my family. Yes, I do.
Let me sing a song for you.
This is my dad and this is my mom.
I love my family. Yes, I do.



My dad is **happy**, my mom is **sad**.
He is happy, and she is sad.



My sister is **angry**, and I am **sad**.



I love my family. Yes, I do.
I love my family. What about you?



3 Match the emotion words with the family members.



1 Look and say how they feel.

a



b



c



2 Look at the children. Then ask and answer.



Is Karla happy?

Is Sam sad?

No, she is not.
She is angry.

Yes, he is.



Martin

Karla


Ali

Sam

Lucy



1 Count and trace.




2 Read and draw.


a three blue crayons

b two orange notebooks

c one pink schoolbag




3 Listen, read, and complete.



It is OK to Feel Angry, Happy, or Sad

Look! Pencil is angry. It is OK to feel angry.
Look! Eraser is happy. It is OK to feel happy.
Look! Crayon is sad. It is OK to feel sad.
Angry, happy, or sad. It is OK to feel like that.
How do you feel today?

I feel _____.





1 Look and write.



They are angry.



It _____.



They _____.



_____.



_____.

Smart Skills

Emotions:

Emotions are important. How are you today?



2 Write sentences about your class.



a How are you today?

I am _____.

_____.

b How is your friend today?

_____.

_____.

c How is your teacher today?

_____.

_____.

d How are your classmates today?

_____.

_____.

Review

Progress 

1 Look, count, and color the correct number.

a



1 2 3

b



1 2 3

c



1 2 3

d



1 2 3

2 Look and write the mystery words.

A D E I M O R S T

①    _____

②    _____

③       _____


Extra Practice



Listen and number.


☐

Pencil is angry.


☐

Eraser is happy.


☐

Crayon is sad.

Go to



Match the pronouns with the verb to be. Use the color code.

I

are

she

it

we

he

is

am

they

you

Go to



Look, count, and write.

a



_____ lunch boxes

b



_____ book

c



_____ erasers

Go to





Look and complete with *is* or *are*.

a



Who ____ he?

c



Who ____ they?

b



He ____ my brother.

d



They ____ my aunt and my uncle.

Go to



Match the words to the pictures.

a

grandma

b


grandpa

c

sister

d

brother



Very good!




Go to
Unit 4!

Progress



1 ✂ Cut, glue, and trace.



2 Trace and match.

1

2

3

two

three

one



1 Choose and trace. Then match.

a He / She is my dad.

b He / She is my mom.

c He / She is my sister.

d He / She is my brother.



2 ✂ Read, cut, glue, and trace.

a Who is he?

He is my cousin.

b Who is she?

She is my grandma.


c Who are they?

They are my mom and dad.





1  **Listen and number.**






2  **Listen and draw the faces in Activity 1.**



Reading

1 09 Listen and follow. Then underline the family members.

Family Photos



2 Look at the family photos and circle *angry*, *sad*, or *happy*.


- a My grandpa and grandma are **angry** / **sad** / **happy**.
- b My sister is **angry** / **sad** / **happy**.
- c My mom and dad are **angry** / **sad** / **happy**.




Writing

1 Draw your family. Then choose and complete.


He	mom	sister	sad
She	dad	grandma	angry
	brother	grandpa	happy




_____ is my _____.
_____ is _____.



_____ is my _____.
_____ is _____.



_____ is my _____.
_____ is _____.




_____ is my _____.
_____ is _____.



My Progress

1 Read and color.

In this unit I feel...



2 Read and check (✓).

I can name family members.

I can ask and answer questions about family members.

I can count from one to three.

