



# Share It!

Student  
Book

Fiona Davis

S  
Starter



macmillan  
education

Powered by  
NAVIO




Student A



1


☐

2


☐


3


☐

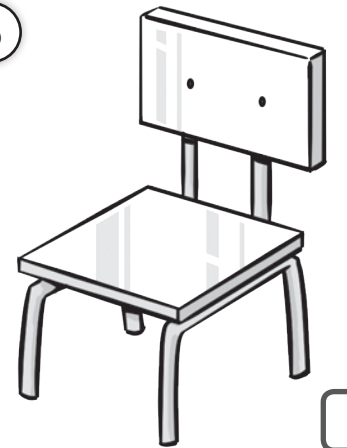
4


☐

5


☐

6


☐

7


☐

8


☐

9


☐

### How to Play:

Students A and B: Keep your pictures secret.

Take turns to describe your pictures.

If the pictures are the same, put a check (✓) in the box.

If not, put a cross (✗).

Compare your pictures.

### Example:

Student A: Number one. I have a ball.

Student B: I don't have a ball. I have a computer.





Student B

<div>1</div> <div></div>	<div>2</div> <div></div>	<div>3</div> <div></div>
<div>4</div> <div></div>	<div>5</div> <div></div>	<div>6</div> <div></div>
<div>7</div> <div></div>	<div>8</div> <div></div>	<div>9</div> <div></div>

**How to Play:**

Students A and B: Keep your pictures secret. Take turns to describe your pictures. If the pictures are the same, put a check (✓) in the box. If not, put a cross (✗). Compare your pictures.

**Example:**

Student A: *Number one. I have a ball.*

Student B: *I don't have a ball. I have a computer.*

Student A

Student B


**How to Play:**

Students A and B: Find another pair. Shuffle all cards into one pack. Give six cards to each player. Don't show your cards. Student A: Find someone with the same card. Ask a question. If it's the same, keep the pair. Take turns to ask a question. The winner has the most cards.

**Example:**

Student A: *Do you have a skateboard?*

Student B: *Yes, I do.*

