

2

IN MY CLASSROOM

LESSON 1 VOCABULARY

1
1.21

LISTEN, POINT, AND SAY.

2
1.22

LISTEN, POINT, AND CHANT.



LESSON 2 GRAMMAR

1 LISTEN, POINT, AND SAY.   

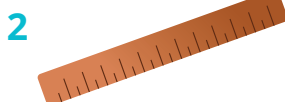
 **GRAMMAR**

WHAT'S THIS?
IT'S AN ERASER.
IT'S A CRAYON.

IT'S = IT IS



2 LISTEN AND CIRCLE.   




3



SHAREBOOK

A: page 13
B: page 13

FIND THE BOOK!



Lesson 3 Story

WHAT'S THIS?

1
1.25



LISTEN AND POINT. THEN ACT.



5



6



VALUE
SHARE IDEAS!

2 LOOK AND CIRCLE THE VALUE.  

1



2



LESSON 4 VOCABULARY


1
1.26



LISTEN, POINT, AND SAY.




1 CHAIR



2 DESK



3 DOOR



4 WINDOW



5 COMPUTER

2
1.27



SING AND ACT.




WHAT'S THIS?



LESSON 5 GRAMMAR

1 LISTEN, POINT, AND SAY.   

 **GRAMMAR**
HOW MANY PENS?
SIX.



2 LISTEN. THEN ASK AND ANSWER.     



3



SHAREBOOK

A: page 15
B: page 17

SPOT THE DIFFERENCE!



LESSON 6 ART



1 LOOK! HOW MANY PHOTOS DO YOU SEE? 🙄🙄

2
1.30



LISTEN AND ANSWER.



WHAT'S THIS?


1




2



3




4



1

MAKE A VIEWFINDER. 

2

SHARE IT! SHOW AND SAY. 

WHAT'S THIS?


IT'S A RABBIT!

LESSON 8 PHONICS

1 1.31 LISTEN, POINT, AND SAY. 🎧 👉 💬

Cc Dd Ee Pp Ww

2 1.32 LISTEN, SAY, AND MATCH. 🎧 💬 ✏️



• Cc •

• Dd •

• Ee •

• Pp •

• Ww •



3 1.33 LISTEN AND CIRCLE. 🎧 ✏️

1 C P

2 E C

3 W P

4 C E


5 P D

6 P W

7 E D


8 W D

4 1.34 POINT AND CHANT. 👉 📢




1  **PLAY ROUND AND ROUND! USE THE LANGUAGE FROM UNIT 2.** 


START 




NAME IT.




HOW MANY CHAIRS?




NAME IT.




WHAT'S THIS?




WHAT'S THIS?




SPELL IT.
__-E-S-K



SPELL IT.
__-I-N-D-O-W




NAME IT.



HOW MANY CRAYONS?

LOSE A TURN!



HOW TO PLAY

- 1 SPIN. THEN MOVE YOUR MARKER.
- 2 LOOK AND ANSWER.
- 3 BLUE SPACE = 1 POINT.
- 4 YELLOW SPACE = 2 POINTS.
- 5 GET 10 POINTS TO WIN!

2 **NOW COMPLETE YOUR PROGRESS TRACKER IN THE WORKBOOK.**



SHARE THE WORLD 1

Share Our Classrooms

1
1.35

LISTEN AND LOOK.







2 LISTEN, SAY, AND POINT.



1 CRAYONS



2 PENCILS




3 PENCIL CASES



4 BOOKS




5 ERASERS



6 RULERS



7 DESKS



8 CHAIRS



9 CLOCK



10 TEACHER



11 WINDOW



12 COMPUTER

3



SHARE YOUR WORLD DRAW YOUR CLASSROOM IN
YOUR WORKBOOK.



Starters



LISTEN AND DRAW LINES. THERE IS ONE EXAMPLE.

JOHN

ALY

PAM

BOB



TOM

LILY

SID

LISTENING




LISTEN AND TICK (✓) THE BOX. THERE IS ONE EXAMPLE.


EXAMPLE WHAT DOES DAVID HAVE?



A ☐




B ☒




C ☐

QUESTIONS


1 WHAT IS ON THE DESK?



A ☐



B ☐




C ☐

2 HOW MANY CRAYONS DOES LAURA HAVE?



A ☐




B ☐




C ☐

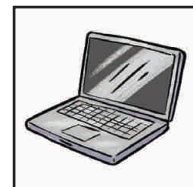
3 WHERE IS ALEX?



A ☐



B ☐



C ☐