

# NEXT STATION


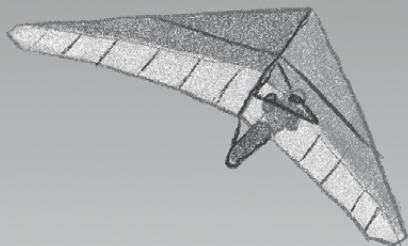


**WORKBOOK**

Hans Mol

**2<sup>nd</sup> Edition**

Thelma de Carvalho Guimarães / Denise Santos





## UNIT 7

## LESSON 1

## VOCABULARY 1

### 1 Look and write.

drew ~~made~~ rode sang saw swam wore wrote




1 I made  
a cake for  
my brother's  
birthday.



2 I \_\_\_\_\_  
a card.



3 I \_\_\_\_\_  
a picture.



4 I \_\_\_\_\_  
my new dress.



5 I \_\_\_\_\_  
"Happy Birthday."



6 I \_\_\_\_\_  
in the pool.




7 I \_\_\_\_\_  
my bike in the  
yard.



8 I \_\_\_\_\_  
a helicopter!

### 2 Look and circle.



1 Yesterday, I **swam** / **didn't swim**  
in the pool.



2 Last Sunday, she **drew** / **didn't draw**  
a picture for her sister.

# 1 Read. Then look and write.

two days ago   last year   last week   last month   yesterday

Two days ago, I got an email from Luis. He lives in Washington. In his email, he wrote that last month he visited a beautiful beach in Florida. He went home to Washington last week. Yesterday, I called him in Washington. We talked about Florida. He didn't know it, but my mom and I flew there last year. We went to the same place but at a different time!



1 two days ago



2 \_\_\_\_\_



3 \_\_\_\_\_



4 \_\_\_\_\_



5 \_\_\_\_\_

# 2 Write true sentences using **last week**, **last month** or **last year**.

1 go to the beach: I went to the beach last year

2 eat chocolate: \_\_\_\_\_

3 make a new friend: \_\_\_\_\_

4 write an email: \_\_\_\_\_

5 buy new clothes: \_\_\_\_\_

6 swim: \_\_\_\_\_

# 1 Read the story. Find and write.



Words with *wha-*

\_\_\_\_\_

\_\_\_\_\_

Word with *whi-*

\_\_\_\_\_

Words with *whe-*

\_\_\_\_\_

\_\_\_\_\_

# 2 Circle the words. Use a different color for each sound.

*wha-* = yellow    *whi-* = green    *whe-* = red

W H A T W H E N W H I T E W H A L E W H E R E

**1** Circle the synonyms.

1 clinging

**close together** / independent / lonely

2 in rags

**well-dressed** / poorly dressed / very clean

3 passion

**laugh** / build / love

4 suddenly

**gradually** / quickly / quietly**2** Check (✓) the true statements.

1 Rin-Rin and Mouse didn't know each other.

☐

2 Ms. Rat was happy with the boys' visit.

☐

3 Ms. Rat and her visitors sang and played the guitar.

☐

4 When Rin-Rin got home, his mother was angry at him.

☐**3** Before the Cat arrived, there was a lot of fun at Ms. Rat's house.  
Draw the scene at the party.



# 1 Follow the paths. Then write.

Ahmed

Louise

Linda

Leon

Mary

Ron



1 Ahmed likes soda

4 \_\_\_\_\_

2 \_\_\_\_\_

5 \_\_\_\_\_

3 \_\_\_\_\_

6 \_\_\_\_\_

# 2 Read. Then look and write the answers.



# 1 Complete the questions.

1 Did you eat  
an apple yesterday?

2 \_\_\_\_\_  
water this morning?


3 \_\_\_\_\_ to  
bed at 8 o'clock last night?

4 \_\_\_\_\_  
a sweater on Monday?

5 \_\_\_\_\_  
juice on Tuesday?

6 \_\_\_\_\_  
gloves on Saturday?

wear    drink    go    eat    drink    wear



# 2 Read. Then write the questions.

1 (have breakfast this morning) \_\_\_\_\_? Yes, I did.


2 (buy bread at the store) \_\_\_\_\_? No, I didn't.

3 (drink coffee last night) \_\_\_\_\_? No, I didn't.


4 (like milk when you were four) \_\_\_\_\_? Yes, I did.



# 3 Listen. Then look and write a new stanza for the song.

1  Did you drink juice  
two years ago?

2  \_\_\_\_\_

3  \_\_\_\_\_ - no.



# UNIT 7 LESSONS 7 AND 8

Let's Visit



## 1 Read. Complete the captions and number the pictures.

Coffee comes from coffee beans. The beans grow on small plants in hot, sunny countries. First, farmers pick the coffee beans. Then, they wash them and put them in water. Next, they put the beans in the sun for five days. After that, the farmers clean the beans again and roast them. Finally, they pack the beans in bags ready to sell all around the world.



\_\_\_\_\_ a c \_\_\_\_\_



w \_\_\_\_\_ h \_\_\_\_\_



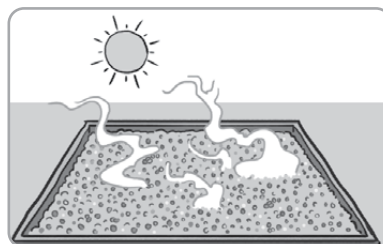
pick



r \_\_\_\_\_ s \_\_\_\_\_



s e \_\_\_\_\_



p \_\_\_\_\_  
in the s \_\_\_\_\_

## 2 Find out how tea is made. Then write.



Tea leaves grow on plants.

First, farmers \_\_\_\_\_

Then \_\_\_\_\_

\_\_\_\_\_

\_\_\_\_\_

### LOOK OUT!

Don't forget to use a comma (,) after sequencing words:

**First,**  
**Then,**  
**Next,**  
**After that,**  
**Finally,**