

UNIT 4

ITALY

Here we go!

We're in Venice,
Italy! Let's go
explore!





This is a river taxi in Venice.
It's called a gondola.

What do you know about Italy?

Can you name some famous food
from Italy?

What types of transportation do
people use in your country?



Look at the picture.

How are the people in the picture
traveling? Why?



UNIT 4

LESSON 1


VOCABULARY 1



1 Listen, point, and say.



1 ride



2 dive



3 climb



4 ski



5 surf



6 fish



7 skate



8 skateboard



2 Circle the correct option.

- | | | |
|------------------|--------------------|-------------------|
| 1 You can | surf / ride horses | in the ocean. |
| 2 You can | fish / dive | in a pool. |
| 3 You can | ski / skateboard | in the mountains. |
| 4 You can | skate / climb | in the mountains. |



3 Check your answers with a friend.

Can you skateboard in the ocean?

No, I can't.

I'm fishing. I'm not swimming.
We're sailing. We aren't walking.



1 Listen, read, and say.

Anik and Kylie are in Italy.



DISCOVER GRAMMAR

Circle.

To say what is happening now, we use:

I'm + **climb** / **climbing**.

We aren't + **ride** / **riding**.

2 Write sentences.

I _____ riding a horse.



I _____ surfing.

We _____ fishing.



We _____ climbing.



3 Act it out. Then say.



We're walking.



UNIT 4

LESSON 3

SOUNDS AND SPELLING



1 Listen and chant.

Skyler is strong. What can she do?
She can swim and skate very well,
And she can ski, too!

Skyler is hungry. What can she eat?
Strawberries and cream,
And something very sweet!



sk

sw

str



2 Circle, sort, and write.

strongswimstrawberryskatesweetski

sk

sw

str



3 Write a word with *sk*, *sw*, or *str*.

1



3



2



- 1 Look at the picture in Activity 2. Then circle the words you think appear in the text.

apple carpenter cricket fairy horse lie nose wood



- 2 Listen and read the fantasy story.

The Adventures of Pinocchio

In an Italian village, carpenter Geppetto is making a table. A piece of wood cries out as he tries to cut it. "This wood is special," the old man thinks. So he uses it to make a puppet and names him Pinocchio.

Geppetto buys Pinocchio a schoolbook and sends him to school. But on the way Pinocchio decides to sell his schoolbook to pay for a puppet show ticket. "Don't do that!," a talking cricket says, but Pinocchio ignores him.

In the evening, Pinocchio returns home and tells Geppetto that his schoolbook is with his teacher. And his nose grows! A fairy wants to teach Pinocchio a lesson – every time he lies, his nose grows.

One day Pinocchio skips class and goes fishing. Geppetto goes after him, but falls into the river. The puppet dives in and saves his creator. The fairy is moved and eliminates the punishment – Pinocchio's nose no longer grows. What's more: the fairy turns him into a human being, and now Pinocchio's a real boy.



- 3 Underline a sentence from the story to prove Pinocchio has a good heart.



UNIT 4

LESSON 5

VOCABULARY 2



1 Listen, point, and say.



1 ping-pong



2 tennis



3 baseball



4 soccer



5 ice hockey



6 basketball



2 Listen and guess the sports.



3 Talk to a friend.

I like basketball.
I don't like tennis.



4 Listen and complete. Then sing. **Cool Sports.**

We're smart and we play sports,
We're strong and we're athletic,
We're cool, so cool!

We're playing



We're smart and we play sports,
We're strong and we're athletic,
We're cool, so cool!



We're smart and we play sports,
We're strong and we're athletic,
We're cool, so cool!



UNIT 4 LESSON 6



1 Listen, read, and say.

GRAMMAR 2

Are you / they swimming?

Yes, I am. / No, I'm not.

Yes, they are. / No, they aren't.



DISCOVER GRAMMAR

Circle.

To ask a question, we use:

Are you playing? / You are playing?

They are skating? / Are they skating?

2 Look at Activity 1. Write *No, they aren't* or *Yes, they are*.

1 Are Anik and Kylie swimming? _____.

2 Are the children playing soccer? _____.

3 Are they playing basketball? _____.



3 Choose a sport. Play the Guessing Game.



Are you playing baseball?

Yes, I am.



**1** Read. Then unscramble to complete.

- 1 This is a _____ (A Y D I R) entry.
- 2 The text describes _____ (S F C T A) and feelings.
- 3 It's made using a pen and _____ (R P P E A).

Wednesday, February 6

Dear Diary,

I'm sitting next to the window in my bedroom, and guess what? I can see a lot of people playing soccer in the park!

There's a family with two small children kicking a ball. Two teenagers are playing, too: One kicks the ball into the goal, and the other catches it. There's a group of

about 10 people playing a soccer game on the main field. They're laughing and making a lot of noise.

But oh well, this is Italy. A lot of people love soccer in this country. We Italians play it with our legs and with our hearts. ♥

Go Italy! Forza Azzurri!

Love,

Chiara

**2** Check (✓) the photo that illustrates the text in Activity 1.**1****2****3** Read the text again and write *True* or *False*.

- 1 The text is about a soccer video game. _____
- 2 The first and second paragraphs are about what Chiara can see and hear. _____
- 3 Chiara is writing her diary at home in Italy. _____

THINK TWICE

- 1 What does "play it with our hearts" mean?
- 2 Is there anything you do with your heart? What is it?



1 Order (1-5) the parts of the diary entry on page 50.

☐

closing line (e.g. *Love, Time to go*)

☐

date

☐

greeting (*Dear Diary*)

☐

paragraphs with main content

☐

author's name

2 Read the diary entry again. Then match.

Paragraph

Content

1

What Chiara thinks.

2

Where Chiara is and what she can see (general).

3

What Chiara can see (details).



3 Write a diary entry.

START

1 DECIDE

Where you are going to write.

2 PLAN

What

How

Who

Where

A _____
entry.

3 WRITE

About what you see and think.

Use a dictionary to check spelling.

4 CHECK

- ☐ date
- ☐ greeting
- ☐ closing line
- ☐ paragraphs

- ☐ your name
- ☐ words to refer to other parts (e.g. *it, they*)

5 SHARE (Optional)

FINISH



UNIT 3 PROGRESS CHECK



1 Unscramble, and write.

/5



- 1 aimasayl _____ Malaysia _____ He's Malaysian _____.
- 2 iketyür _____
- 3 het sua _____
- 4 comiex _____
- 5 pajan _____
- 6 asnip _____



2 Complete using words from the box.

/5

me us him her it them

- 1 I can see Zac. He's waving to _____ me _____.
- 2 Where's your sister? I can't see _____.
- 3 There are some cherries. Can you pass _____ to me, please?
- 4 From up here we can see our friends, but they can't see _____.
- 5 I love chocolate. Do you like _____, too?
- 6 Paul is my brother. Do you know _____?

TOTAL /10



1 Choose and check (✓) four activities.
Then answer *Yes, I am* or *No, I'm not*.

/5


- | | | |
|-------------------------|-------------------------------------|--|
| eating chocolate | <input type="checkbox"/> | 1 Are you playing ping-pong? <u>Yes, I am</u> . |
| watching TV | <input type="checkbox"/> | 2 Are you playing a computer game? _____. |
| playing a computer game | <input type="checkbox"/> | 3 Are you eating chocolate? _____. |
| riding an elephant | <input type="checkbox"/> | 4 Are you watching TV? _____. |
| playing ping-pong | <input checked="" type="checkbox"/> | 5 Are you skating? _____. |
| skating | <input type="checkbox"/> | 6 Are you riding an elephant? _____. |





2 Read and complete.

/5


Hello, Oliver!

I'm on vacation in Italy, and I'm having fun. Today **1**  I 'm swimming

in the ocean and **2**  I _____ soccer on the beach with

my brother. **3**  We _____ a kite today.

My friends are here, too. **4**  They _____ ice cream,


but I don't like strawberry, so **5**  I _____ not _____ my ice cream.

Now I'm watching two boys. **6**  They _____.

It's a great vacation!

Bye, Vicky

TOTAL /10



DIGITAL LITERACY 1



1

Listen and read.

Red Flags

Leo's mom is helping him with his Science project.



2 Check (✓) the true sentences.








- 1 Naomi doesn't know Jess in person.
- 2 Jess makes Naomi feel uncomfortable.
- 3 Red flags are signs that something is wrong.

☐
☐
☐

3 Identify the danger signs and color the flags red.



My name's Anthony and I'm 10. I have an online friend.

- 1 She treats me nicely. 
- 2 She contacts me all the time, in online games, via text message, etc. 
- 3 She asks for photos of me. 
- 4 She says nice things about my appearance. 
- 5 She asks me what my favorite game is. 
- 6 She insists on meeting me in person. 
- 7 She asks me if there is anyone in the room with me. 



4 What does a safe online friend look like? Discuss with your friends.