




**CLIL BOOK**  
Ana Elisa Martins

**2<sup>nd</sup> Edition**



**14**  
**+ 15**  

---

# UNIT 2

## PROPERTIES OF MATERIALS







SCIENCE



Circle.

Are these objects made of different materials? Yes. / No.

## 1 Match the words and pictures. Then say.

1 board    2 clock    3 desk    4 door    5 pencil case    6 window

a



b



c



d



e



f



## 2 Listen, read, and number.

**Objects** can be made of one or more **materials**. For example:

- 1 Desks can be made of **wood**.
- 2 Books can be made of **paper**.
- 3 Pencil cases can be made of **plastic**.
- 4 Windows are made of **glass**.



## 3 Complete.

Wood, paper, plastic, and glass are \_\_\_\_\_.



4 Look at the pictures. Write the names of the materials.

1



\_\_\_\_\_

2



\_\_\_\_\_

3



\_\_\_\_\_

4



\_\_\_\_\_



5 Listen and read.

## Properties of Materials

Materials have different properties or characteristics.  
Some can be **hard** or **soft**. Some can be **rigid** or **flexible**.  
Some can be **transparent** or **opaque**.



hard



soft



rigid



flexible



transparent



opaque

## THINK TWICE


Circle the correct options.

1 A pencil is flexible / hard / opaque.

2 A blanket is soft / transparent / rigid.



6 Draw and write.

	name	material	property
	book	paper	opaque

7 Look at Activity 6 and write.

- 1 The book is made of paper. It is opaque.
- 2 The \_\_\_\_\_ is made of \_\_\_\_\_. It is \_\_\_\_\_.
- 3 The \_\_\_\_\_ is made of \_\_\_\_\_. It is \_\_\_\_\_.
- 4 The \_\_\_\_\_ is made of \_\_\_\_\_. It is \_\_\_\_\_.



**8** Listen, point, and say.

**1**



absorbent




**2**



waterproof



**9** Check (✓) or cross (✗). Do an experiment. Then complete the chart.

		 plastic bag	 kitchen roll	 fabric	
prediction	absorbent				
	waterproof				
result	absorbent				
	waterproof				