




# Lucy's new pencil case

## Lesson 1

Listen, say and point.



Sample marketing text © Macmillan Publishers LTD

Play the Bug Race.



- Say the chant *I've got a pencil* and point to the pictures.
- Play the Bug Race: *pencil, rubber, crayons, pencil sharpener, pencil case, scissors, glue.*





## Lesson 2

Listen to the story.



- Tell the story with the story cards. Tell the story again and the pupils follow in their books.








## Lesson 2

Read, match and colour.

rubber

pencil

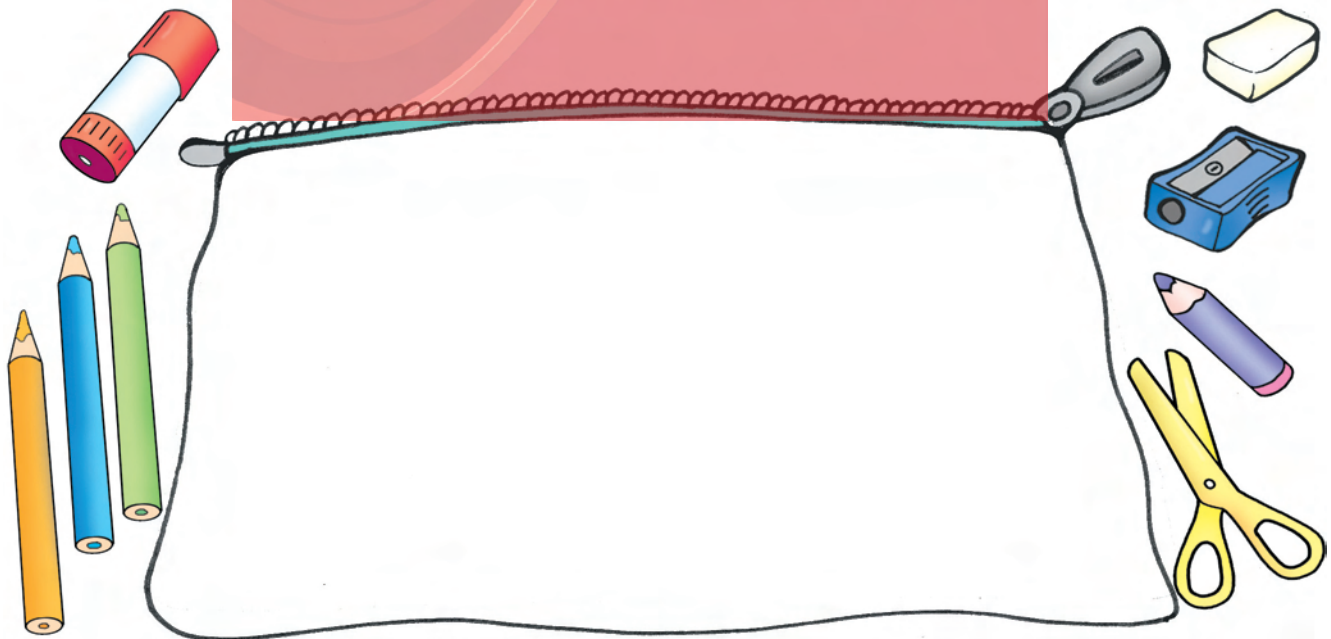
pencil sharpener



crayons scissors glue

Draw and play.

Sample marketing text © Macmillan Publishers LTD



## Lesson 3

Make the cards on page 57. Sing the song.



- Read and match the pictures and words. Colour the pictures or do a colour dictation.
- Draw three things in your pencil case. Play a guessing game: *Scissors?* Yes. / No.



## Lesson 4

Match and write.



pencil pencil sharpener glue scissors rubber crayons



\_\_\_\_\_

\_\_\_\_\_

\_\_\_\_\_

\_\_\_\_\_

pencil

MACMILLAN

EDUCATION

Sample marketing text © Macmillan Publishers LTD

Listen and circle.

1

2

3

4

- Match and write what the bugs borrow from Lucy in the story.
- Listen and circle what the children ask to borrow. Name the objects.








## Lesson 5

Draw, write and sing.



Read, match and colour.

MACMILLAN  
one  
EDUCATION

ten Sample marketing text © Macmillan Publishers LTD



two

three

four

five

six

seven

eight

nine



- Draw nine legs and write the numbers. Sing *The centipede's song*.
- Read and match the words and numbers. Colour the numbers.






## Lesson 6

Look, write and circle.




1




	<input checked="" type="checkbox"/>		6
--	-------------------------------------	--	---

2




	<input type="checkbox"/>		
--	--------------------------	--	--

3



	<input type="checkbox"/>		
--	--------------------------	--	--

4




	<input type="checkbox"/>		
--	--------------------------	--	--

5



	<input type="checkbox"/>		
--	--------------------------	--	--

6




	<input type="checkbox"/>		
--	--------------------------	--	--

MACMILLAN  
EDUCATION

Draw and colour.



Sample marketing text © Macmillan Publishers LTD



## Lesson 7

Make the minibook of the story on page 59.



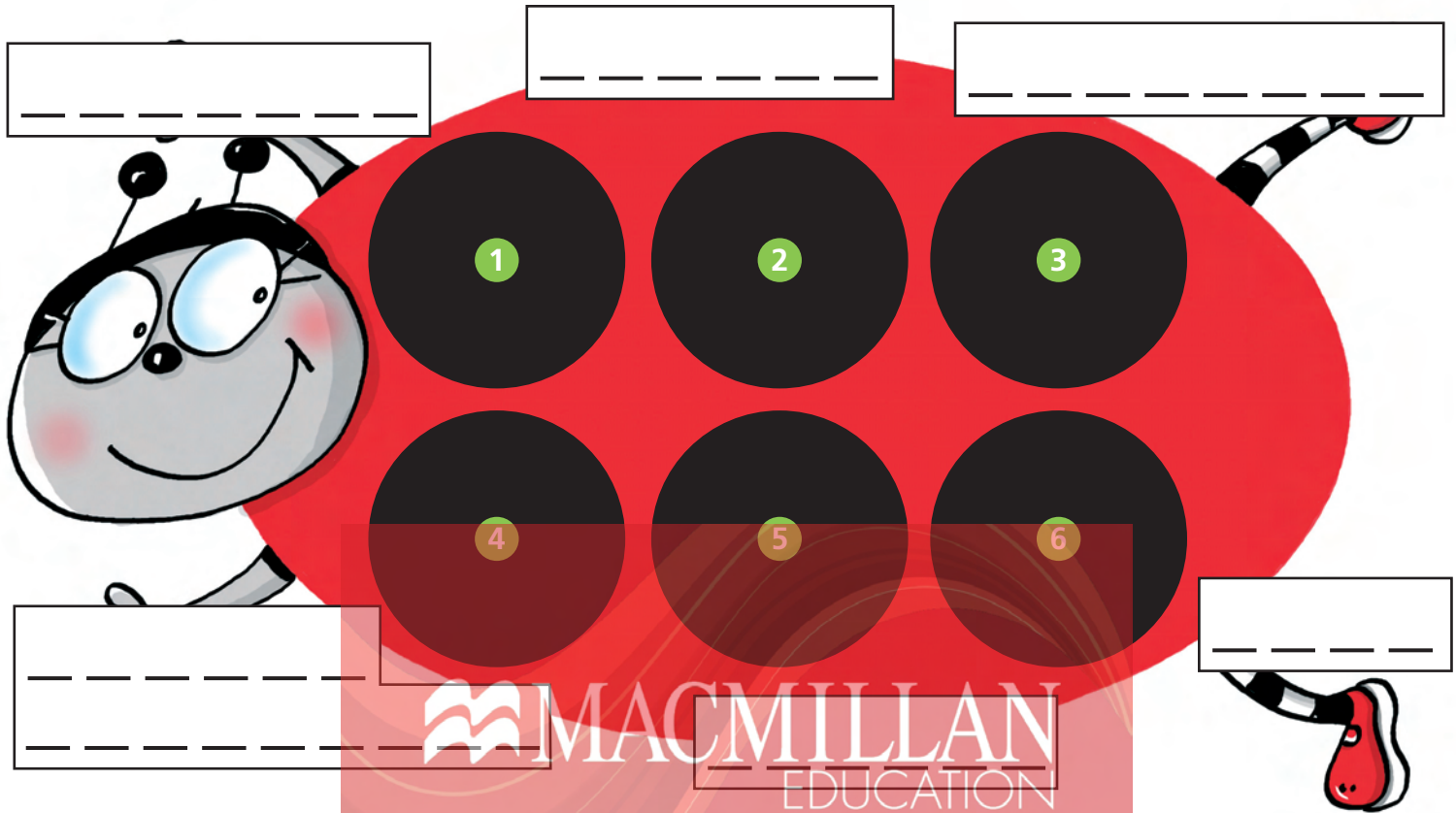
- Tick if the bug has wings. Then count the legs and write the number. Circle and name the insects.
- Draw and colour your favourite bug.






## Lesson 8

Listen and put on the stickers. Write the words.



Read and write the numbers.



Colour and write the words on Lucy's Pictionary Page (pages 52-53).

- Listen and put on the Unit 1 stickers. Write the words. Look at page 6 to help you.
- Read and write the numbers.
- Say *Well done! You've finished Unit 1. Put on the sticker of Lucy.*

