




Hide and seek

Lesson 1

Listen, sing and point.



Play Bugs Bingo.

Sample marketing text © Macmillan Publishers LTD



- Sing the song *Hello Colin* and point to the pictures.
- Play Bugs Bingo: *butterfly, caterpillar, snail, ladybird, bee.*



Lesson 2

Listen to the story.



Sample marketing text © Macmillan Publishers LTD



- Tell the story with the story cards. Tell the story again and the children follow in their books.



Lesson 2


Find and colour.



Draw.



Sample marketing text © Macmillan Publishers LTD



Lesson 3

Make the cards on page 57. Sing the song.



- Find and colour the bugs. Ask *Where's snail? Here!*
- Draw your favourite bug in the story. Say your favourite bug.



Lesson 4

Draw and colour.



Find and match.

MACMILLAN
EDUCATION

Sample marketing text © Macmillan Publishers Ltd




- Draw, colour and hide the bugs. Point and say *I can see you Snail!*
- Find and match the children. Point and say *I can see you!*



Lesson 5

Match and colour.





1
2
3
4
5

MACMILLAN
EDUCATION

Draw.



Sample marketing text © Macmillan Publishers LTD

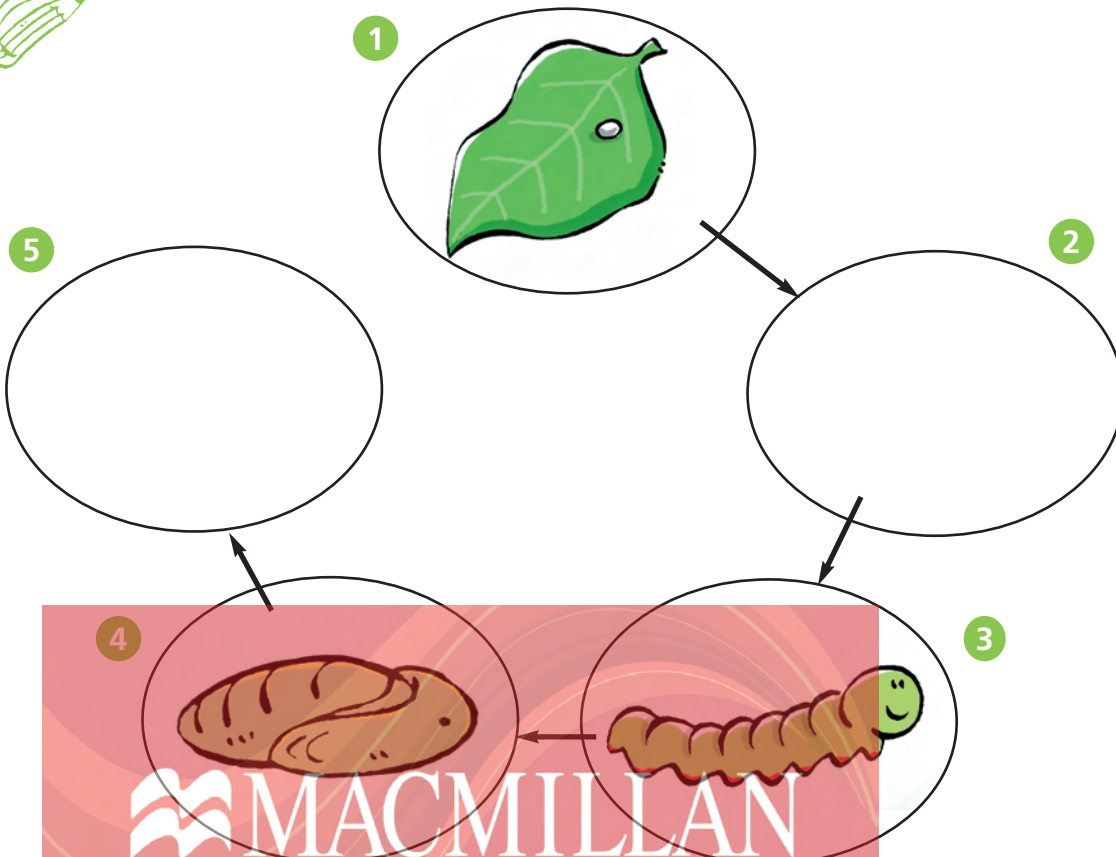


- Count the boys and girls. Match them with the numbers. Colour the numbers: *one, two, three, four, five.*
- Count the boys and girls. Draw and make a group of five boys and five girls.




Lesson 6

Draw.




Look and number.

Sample marketing text © Macmillan Publishers LTD



1



Lesson 7

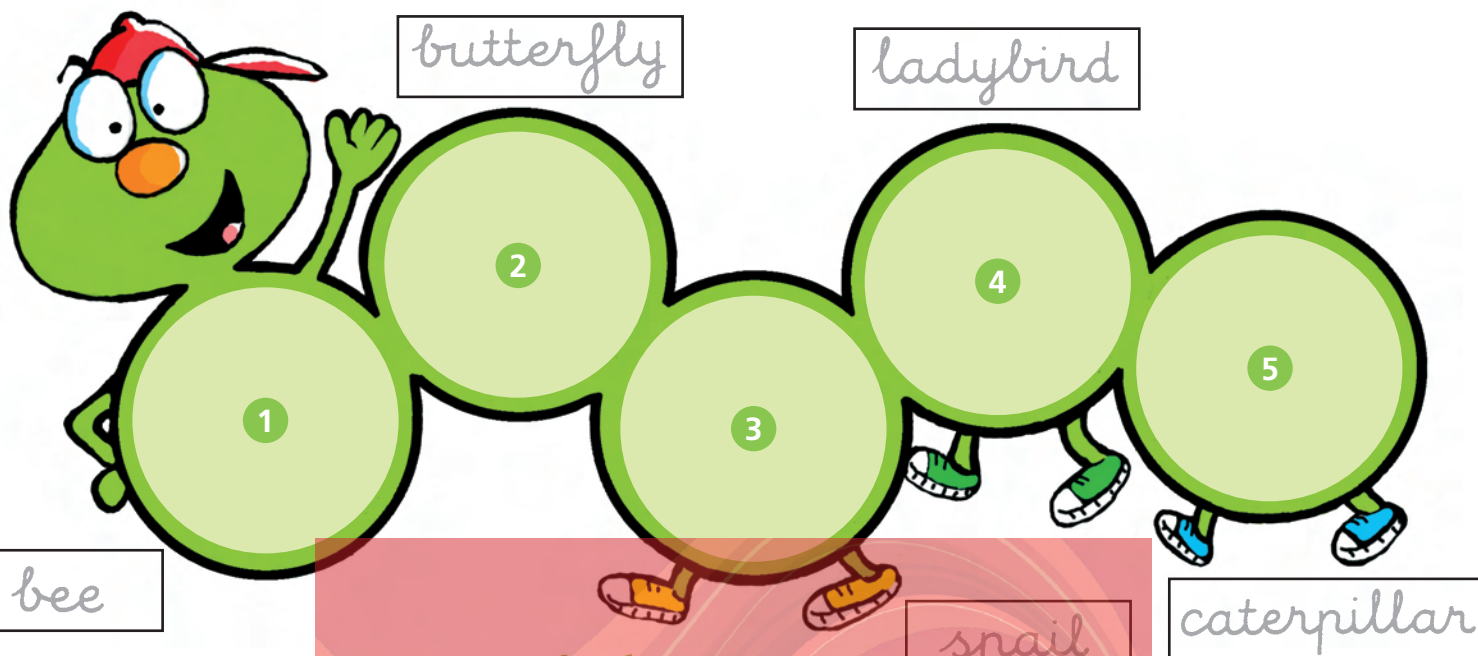
Make the minibook of the story on page 59.



- Draw the missing pictures in the life of a caterpillar.
- Look at the life of a caterpillar. Number the photos in order.

Lesson 8

Listen and put on the stickers.



Listen and write.



MACMILLAN
EDUCATION

Sample marketing text © Macmillan Publishers LTD



Colour and trace over the words on Colin's Crazy Page (pages 52-53).

- Listen and put on the Unit 1 stickers. Read and trace over the words.
- Listen and write the numbers.
- Say *Well done! You've finished Unit 1. Put on the sticker of Colin.*

