Space Travel

LESSON 1
Vocabulary

1 Look and match.


1


2


3


4

a) explore

b) rocket

c) engine

d) planet

e) space

f) astronaut

g) invent


5


6


7

2 Read and circle the correct option.

Astro, the [1]**astronaut** / **engine**, landed on [2]**space** / **planet** Zog, and a friendly alien, Zoggy, helped him to [3]**invent** / **explore**. Astro and Zoggy became the best friends, and they used a [4]**planet** / **rocket** with a powerful [5]**engine** / **explore** to fly around [6]**astronaut** / **space**!



3 Describe the picture using words from this lesson.



There is a _____

_____

_____.

I can use words about space exploration.

LESSON 2
Grammar

They Will Explore

1 Underline the correct options.

Adaptive Practice



1 (✓) Astronauts **will travel** / **won't travel** to Mars.

2 (✗) We **will find** / **won't find** aliens on the Moon.

3 (✗) The spaceship **will stop** / **won't stop** on Venus.

4 (✓) Space robots **will help** / **won't help** astronauts.

2 Unscramble the sentences.



1 live / Astronauts / will / . / station / space / a /on

_____



2 new / discover / . / People / planets / will

_____



3 Moon / Scientists / travel / the / . / won't / to

_____

Grammar Reminder

We **will travel** to Mars.
They **won't send** humans until it is safe.

3 Write predictions.

Astronauts **The spaceship** **Aliens** | **will** **won't** | **explore** **visit** **send**

1 *Astronauts will explore other planets.*

2 _____

3 _____

4 _____

I can use *will* to make predictions. ◯

We'll Help Our Planet

LESSON 3
Story

1 17 Listen and match.







a) wants to help the environment

b) wants to touch the water of the ocean

c) thinks that, in the future, there will be less ice at the North Pole

2 Circle (T) *True* or (F) *False*.



1 Gaby was at home when she started daydreaming. **T** / **F**

2 Bob wants to do anything he can to help. **T** / **F**

3 Amira says that the planet is getting warmer. **T** / **F**

4 Bob wants to hold an event to help the environment. **T** / **F**

3 Value: Help the Earth | How do you help Earth? Complete the diagram.

The Three Rs to Protect Our Planet

Reuse	Reduce	Recycle
I will reuse my water bottle.	*I won't buy plastic bags.*	*I will separate the trash.*

I can recognize the importance of helping the Earth.

LESSON 4

Writing

Flyer

1 Create a draft for your flyer. Use the ideas you wrote on page 61.



Write a catchy phrase.

Explain what you will do.



Tell people what to bring.





Tell when and what time.

Tell where.



Tell how people can get in touch.

2 Answer the questions to check your flyer.

	✓	x
Did I include an exciting phrase to catch people's attention?		
Did I give enough details about the activity?		
Did I include date, time, and place?		
Did I write all the things that people need to bring?		
Did I include contact information?		



3 Design the final version of your flyer in your notebook.

I can write a flyer. ◯

This App Will Help

LESSON 5
Vocabulary

1 Look and label.







_____ _____ _____







_____ _____ _____

2 Read and circle.

1 What do you need to connect to the Internet without cables? **app / Wi-Fi**

2 What do you call a device that can connect to the Wi-Fi? **smart / clean**

3 What do you look at on a phone, tablet, or computer? **Wi-Fi / screen**

4 How do you call what makes us think, understand, and feel? **mind / smart**

3 Find words from this lesson that rhyme. Write sentences.

1 smile *file* *I can't open this file on my phone.*

2 bean _____ _____

3 kind _____ _____

4 start _____ _____



◯ I can use words about technology.

LESSON 6
Grammar

Will Our Lives Change?

Adaptive Practice

1 Underline the correct option.

1 a) The phones will translate all languages?
b) Will the phones translate all languages?

2 a) Will holograms appear in our living rooms?
b) Will holograms will appear in our living rooms?

3 a) Will we wear smart clothes that change color?
b) Will we wearing smart clothes that change color?

Grammar Reminder

Will technology change our lives.
Yes, it **will**.
Will we have flying cars?
No, we **won't**.

2 Complete the sentences.


1


2


3


4

1 _____ we _____ VR headsets for entertainment? (use)

2 _____ scientists _____ robots that can cook our meals? (create)

3 _____ students _____ using only apps? (learn)

4 _____ we _____ in self-driving taxis? (travel)

3 Look and answer.





1 Will doctors use nanobots to cure people?

_____

_____

2 Will everybody have personal AI assistants?

_____

_____

I can use *will* to ask questions.

Eco Living

1 Complete the chart.

What I know:	What I watched in the video:	What I want to learn:

2 18 Listen and order.

_____ Dr. James talks about energy-efficient houses.

_____ Ali asks if we will wait a long time to see smart houses.

_____ Dr. James mentions fridges that will help prevent food waste.

_____ Ali asks if smart houses will help the environment.

3 Your Turn Complete the map with your own ideas.

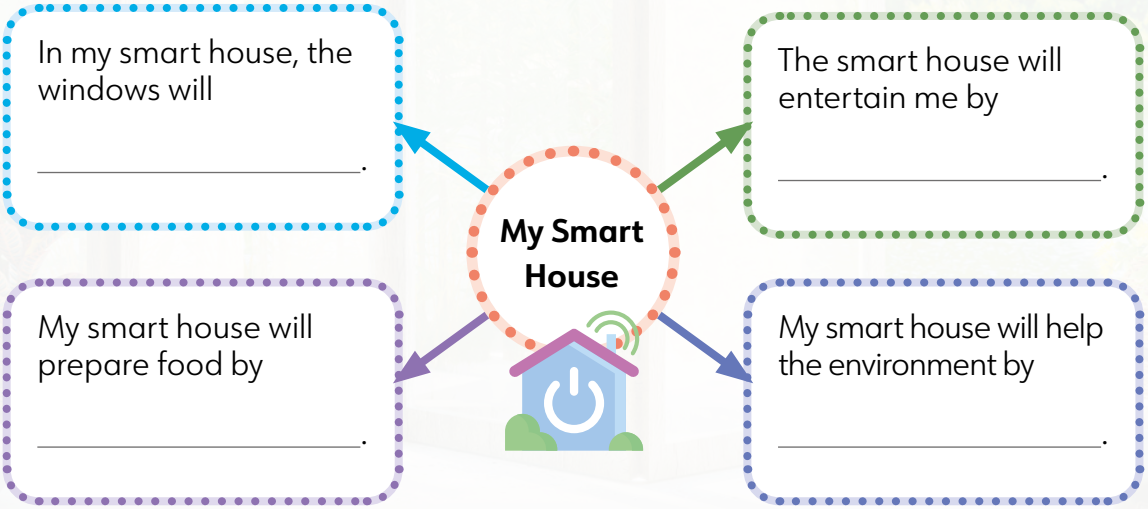

I can read and talk about smart homes.

You Choose

Let's Practice More

19 **Listen and check (✓) the predictions you hear. Then write your own.**

1 ◯ Space hotels will have swimming pools.

2 ◯ Guests will recycle everything.

3 ◯ Mars plants will grow outside.

4 ◯ Cars won't make dirty smoke.

5 ◯ Cities won't have parks.



In 20 years, schools _____.

Space vacations _____.

Bonus Challenge

Complete the graphic organizer with ideas for a new app.

Name of the app:

_____

What will it do?

_____

_____

Who will use it?

_____

_____

When will people use it?

_____

_____

Why will people like it?

_____

_____

Adventure Zone

Follow the instructions to play *Chutes and Ladders*.

Chutes and Ladders

- Get a small counter and a die. Place your counter in the Start square.
- Take turns to throw the die. Move your counter to the corresponding place and do the activities in your notebook to stay there.
- Move up when you land on a ladder. Slide down if you land on a chute.
- The first one to land on the Finish square wins.

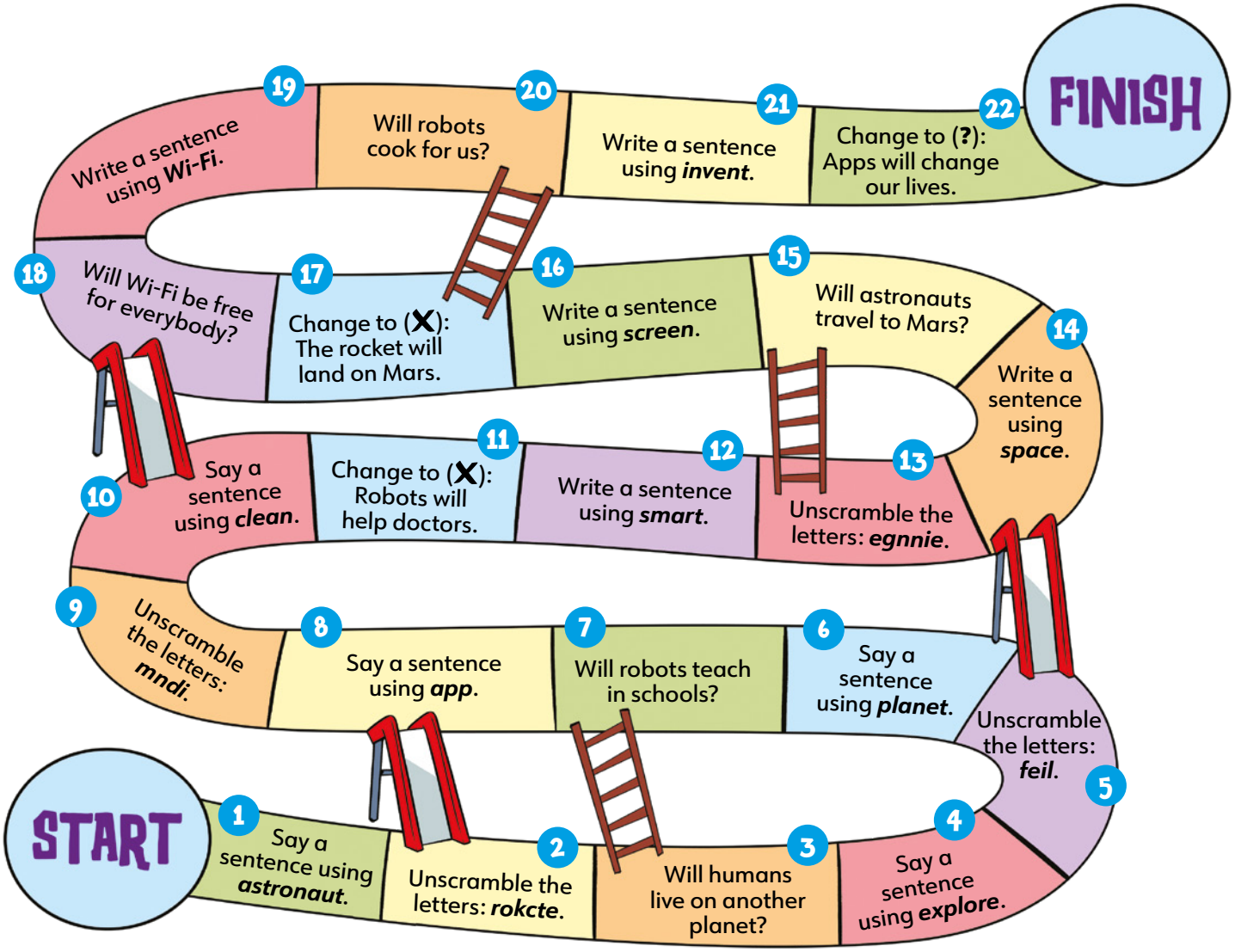

CHECK YOUR PROGRESS

1 Reflect about your learning journey and complete.

Unit 5		Unit 6	
I learned:		I learned:	
It was hard to:		It was hard to:	
I am proud of:		I am proud of:	

2 Read, reflect, and draw.

▲ **I can do it very well!** ■ **I need practice.** ● **I want to learn more.**

- ○ I worked hard and didn't give up.
- ○ I shared ideas when I worked with others.
- ○ I was respectful with others.
- ○ I helped my classmates when they needed support.
- ○ I tried to understand new things.
- ○ I treated others with kindness.

3 Go back to pages 51–52 and 60–61 and complete the missing activities.

4 Share with a friend what you want to learn in future units.

