Unit 6 Rooms in My Home

LESSON 1
Vocabulary

1 Find and circle.

b	a	t	h	r	o	o	m	o	l
c	l	w	k	i	t	c	h	e	n
j	y	a	r	d	x	n	m	l	l
g	r	a	b	e	d	r	o	o	m


1


2


3


4

2 Look, read, and match.


1


2

a) yard

b) dining room

c) living room

d) kitchen


3


4

3 Read and complete.

i d b i n

1 _____athroom
_____edroom

2 yar_____
_____ining room

3 kitche_____
livi_____g room

I can name rooms in a house.

LESSON 2
Grammar

Where Is It?

1 Look, read, and match.





Adaptive Practice

1 in

2 on





Grammar Reminder

It is **in** the box.
It is **under** the box.
It is **next to** the box.
It is **on** the box.

2 Look, read, and circle.

1 The cat is **under** / **on** the table.



2 The duck is **in** / **next to** the cat.



3 Read and draw.

1 The ball is under the box.



2 The ball is on the box.



3 The ball is next to the box.



I can use preopositions.

Where Is the Cat?

LESSON 3
Story

1 Read and number.

1 Are you next to the bookcase?



2 You're in the box!



3 Are you under the table?



2 23 Listen and check (✓) or cross (✗).

1 ◯ Where are you?

2 ◯ Are you in the dining room?

3 ◯ Are you in the garden?

4 ◯ Are you hungry?

5 ◯ Are you next to the bookcase?

3 Value: Empathy Look, choose, and color.





◯ I can show empathy for others.

LESSON 4

Say It!

Pronunciation

1 Circle the short *o* words.

1 box
2 dog
3 book
4 doll
5 balloon
6 not

Speaking

Short o

2 Look and circle the short *o* words.



1


2


3


4

3 24 Complete, look, and match. Then listen and repeat.

1 f r ____ g
2 d ____ g
3 d ____ l l
4 f ____ x



I can say words with a short *o* sound.

At Home

LESSON 5

Vocabulary

1 Look, read, and circle.

1



bed

sofa

2



lamp

TV

3



TV

sofa

4



lamp

bed

2 Look and color to make words.

s	a	m	a
l	o	f	p





3 Look, count, and write.





a) ____ How many lamps?

b) ____ How many beds?

a) ____ How many TVs?

b) ____ How many sofas?

I can name furniture.

LESSON 6
Grammar

Where Are You?

1 Look, find, and circle.

1 Where are you?

2 I'm in the classroom.

3 Where is the book?

4 It's on the desk.



Adaptive Practice

2 Read and match.

1 Where are you?	**a)** He's on the sofa.
2 Where is grandpa?	**b)** They're in the yard.
3 Where are the chickens?	**c)** I am in the dining room.

Grammar Reminder

Where are you?
I **am in** the bedroom.
Where is your grandma?
She**'s in** the kitchen.
Where are your teddy bears?
They'**re on** the chair.

3 Look, read, and circle the picture.

1 Where is the cat?
It's under the table.



2 Where are your teddy bears?
They're on the table.



I can ask and answer about where people are.

The Upside-Down House

1 Read and match.

1 apartment **2** house **3** tree house **4** houseboat


A


B


C


D

2 25 Listen and circle.

1 There is a yellow **apartment** / **house** in Colombia.

2 The table and the **chairs** / **lamps** are all on the ceiling.

3 There's a **train** / **car** upside down.

3 Your Turn Read and answer.

My Dream House

1 How many bedrooms? _____

2 How many kitchens? _____

3 How many sofas? _____

4 How many tables? _____

5 What color? Color it. _____

I can read an online article.

You Choose

Let's Practice More

26 **Look and circle. Then listen and check.**

1 Where's the TV? It's in the **yard** / **house**.

2 Where's the girl? She's on the **sofa** / **chair**.

3 Where's the lamp? It's **in** / **under** the house.

4 Where's the duck? It's **on** / **under** the lamp.

5 Where's the teddy bear? It's **next to** / **on** the girl.



Bonus Challenge

Write sentences about you or your home. Use one word from each line.

lamp bags TV teddy bear crayons books

is are

in on next to under

bed sofa chair living room kitchen bedroom

1 The _____ _____ _____ the _____.

2 My _____ _____ _____ the _____.

3 The _____ _____ _____ the _____.

4 My _____ _____ _____ the _____.

5 The _____ _____ _____ the _____.

Adventure Zone

Play *Where are you?*

Instructions:

1 Roll a die.

2 Move your counter.
You can go in any direction.

3 On a picture square:

Your classmate asks:
Where are you?

Check the list and say:
I'm in...

4 Finish the list and win.

- ☐ I'm in the kitchen.
- ☐ I'm in the bedroom.
- ☐ I'm in the living room. I'm on the sofa.
- ☐ I'm in the garden. I'm next to a tree.
- ☐ I'm in the dining room.

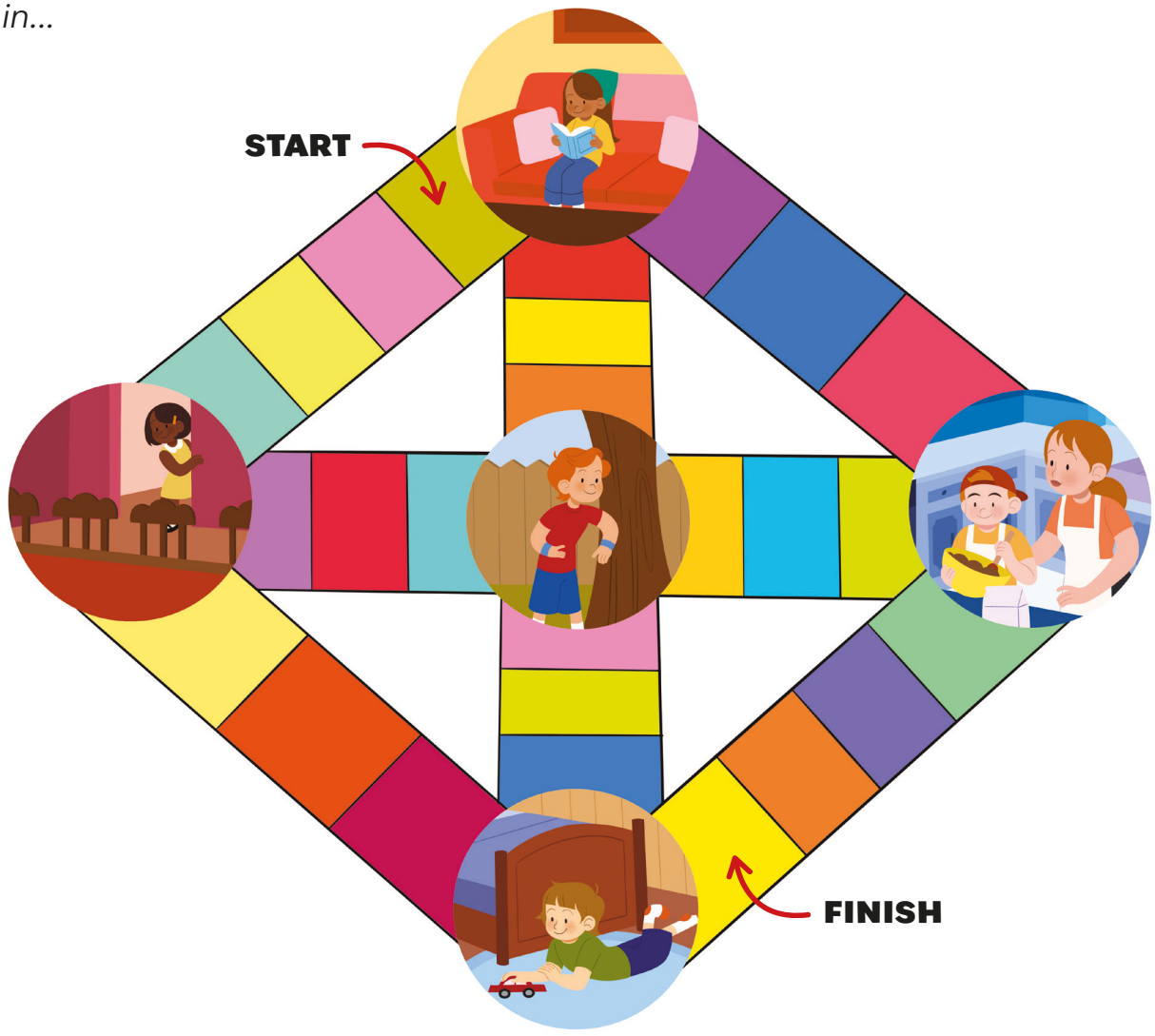

CHECK YOUR PROGRESS

1 Reflect and complete.

Unit 5		Unit 6	
I learned:		I learned:	
It was difficult to:		It was difficult to:	
I am proud of:		I am proud of:	

2 Read. Then look at the key and draw.

Excellent!	Doing great	Still learning
I use nice words.		I listen to others.
I help my classmates.		I share materials.
I follow classroom rules.		I keep the classroom clean.

3 Go back to pages 51-52 and 60-61 and complete the missing activities.

4 Check units 5 and 6. Tell your class what you like.

