

Mimi's Wheel

2

Pupil's Book
+ App



by Carol Read





Classroom

Fun with paint!

Vocabulary

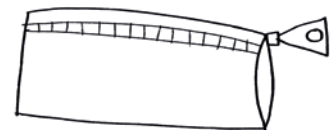

Lesson 1



Listen, point and repeat. Listen and play. Stick the classroom object stickers. Circle classroom objects you've got. Say. **Language:** crayons, glue, pencil, pencil case, school bag, scissors; blue, green, orange, pink, red, yellow

Lesson 1

Vocabulary



Classroom

Lesson 2

Language



Classroom

Look, find and match. Colour the objects in your classroom. Point and say.
Language: crayons, glue, pencil, pencil case, school bag, scissors




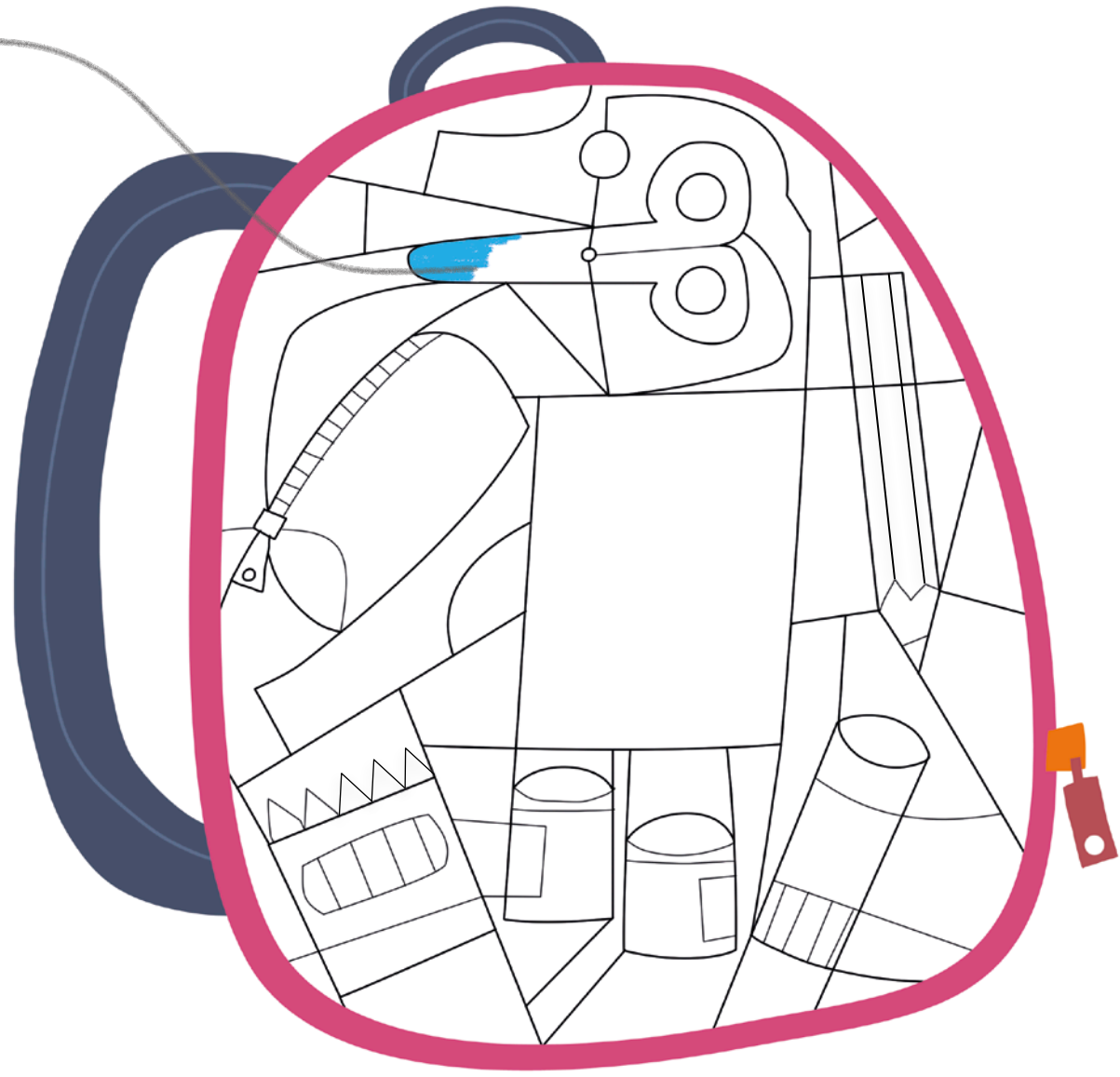
6

1:21

1:22

Listen and find the new classroom objects. Listen, point and sing *Have you got your school bag?* Circle the objects Sam has got. Ask and say. **Language:** glue, paints, paper, pencil case, school bag, scissors; Have you got your (school bag)? Yes, I have. / No, I haven't.

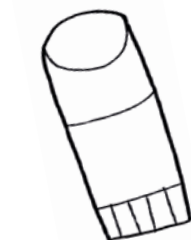
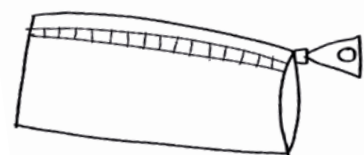


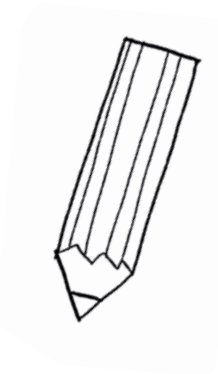

7





Find and match the objects in the school bag. Colour. Ask and say.
Language: crayons, glue, paints, paper, pencil, pencil case, school bag, scissors;
 Have you got your (school bag)? Yes, I have. / No, I haven't.



Watch. Listen to the story Fun with paint! Circle the classroom objects Dylan uses to do his picture. Stick the story sticker. Language: crayons, glue, paints, paper, pencil, pencil case, school bag, scissors; colours; Have you got (paper)? Yes, I have. / No, I haven't. I've got (red) paint.





Listen, point and sing *Be good at home*. Colour the pictures of Mimi and Dylan behaving well at home and school. Draw a picture of you behaving well at home or school. Say.
Language: home, school; Daddy, Mummy, Teacher; I'm good at (home).




Listen and point. Follow and draw the paths from the children to the places at school. Say the places.
Language: classroom, dining room, library, playground; Go to the (playground).



Classroom



Review



Classroom



I can ...

Vocabulary



Story



Speaking



Content



Watch. Listen, point and sing *Wind the bobbin up*. Colour the ceiling, floor, window and door. Say.

Language: ceiling, clap, door, floor, hands, knee, window; Point to the (ceiling).

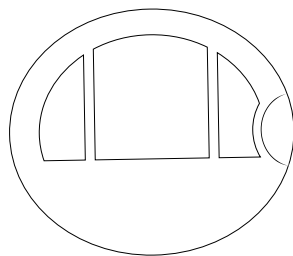


Trace and colour the classroom objects you know. Listen, point and say. Ask and say the classroom objects you've got. Complete the faces to show what you can do. **Language:** crayons, glue, paints, paper, pencil, pencil case, school bag, scissors; Have you got (a pencil)? Yes, I have. / No, I haven't. I've got (crayons).

Project



Classroom



1



2



3



Name the classroom objects you need. Make the Big Wheel. Say the colours. Draw a picture of you to go on the Big Wheel. **Language:** Big Wheel; crayons, glue, paper, pencil; colours; I've got (crayons). I'm on (blue). Our Big Wheel is (fantastic)!