

Ferris Wheel!

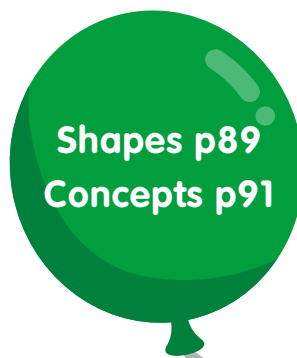
Activity Book

1



by Carol Read

Contents



Macmillan Education
4 Crinan Street
London N1 9XW
A division of Springer Nature Limited

Companies and representatives throughout the world

Ferris Wheel 1 Activity Book ISBN 978-1-380-01869-4

Text © Carol Read 2019
Design and illustration © Springer Nature Limited 2019

The author has asserted their right to be identified as the author of this work in accordance with the Copyright, Designs and Patents Act 1988.

First published 2019

All rights reserved. No part of this publication may be reproduced, stored in a retrieval system, or transmitted in any form or by any means, electronic, mechanical, photocopying, recording, or otherwise, without the prior written permission of the publishers.

Original design by Clare Webber
Page make-up by emc design ltd
Original character design by Jose Ignacio Gómez (Nacho Gómez)
Illustrated by BluBlu Animation Group Sp. z o.o. pp3–5, 7, 8, 12, 13, 15–19, 21, 23–25, 27–30, 31a,c, 33b, 35, 37, 38, 39b,d,f, 41, 42, 43b, 45–49, 52, 53, 55, 57, 58, 63–65, 66e–h, 67, 68, 72, 73b, 75–79, 82–96; Arpad Olbey (Beehive Illustration) pp6, 9–11, 14, 20, 22, 26, 31b,d, 32, 33a, 34, 36, 39a,c,e, 40, 43a, 44, 50, 51, 54, 56, 59–62, 66a–d, 69–71, 73a, 74, 80, 81
Cover design by emc design ltd
Cover illustration by Jose Ignacio Gómez (Nacho Gómez).

Authors' acknowledgements
I would like to thank everyone at Macmillan Education in the UK, Spain and Mexico who has contributed to the development and production of these materials. I would also like to thank all the teachers who have taken time to read and pilot the materials, and given invaluable feedback at every stage of writing the course. Special thanks as ever go to my husband, Alan, for his encouragement and support, and to our son and daughter, Jamie and Hannah, from whose early childhood days I learnt so much.

The publishers would like to thank Alex Tamulis, São Paulo, Brazil; Aysegül Sezer, İNO Schools, Turkey; Daniela Araujo Pielli, Alt Idiomas, São Bernardo Do Campo, Brazil; Daniela Pugliese, Milton's College, Buenos Aires, Argentina; Esra Ezici, Turkey; Fernanda Domeniconi Nery Amorim, São Paulo, Brazil; Gabriela Iocolari, English Schoolhouse, Buenos Aires, Argentina; Gulbin Cin, Bahcesehir College, Turkey; Mariana Pastorino, Em Pi Instituto de Inglés, Santa Fe, Argentina; Mariné Ortiz, Warrington, Buenos Aires, Argentina; Paola Daniela Tuninetti, Academia Argüello, Córdoba, Argentina; Silvana Paola Accardo, Escuela Cooperativa Mundo Nuevo Instituto Casa de Jesús, Buenos Aires, Argentina.

These materials may contain links for third party websites. We have no control over, and are not responsible for, the contents of such third party websites.

Please use care when accessing them. The inclusion of any specific companies, commercial products, trade names or otherwise, does not constitute or imply its endorsement or recommendation by Springer Nature Limited.

Printed and bound in Dubai

2023 2022 2021 2020 2019
10 9 8 7 6 5 4 3 2 1



Hello
Welcome!



Point and say the names. Trace to circle Mimi and Dylan. Say.
Language: Mimi, Dylan; boy, girl; Hello, I'm (Mimi).

3

Vocabulary

Lesson 1

Lesson 2

Language



Color the circle for Mimi and Dylan in blue. Color the circle for Mommy and Daddy in red. Say.
Language: Mommy, Daddy, Mimi, Dylan; red, blue

Hello



4



Family

The Ferris Wheel

Vocabulary

Lesson 1

Lesson 2

Language

Family



Trace to circle Daddy in yellow. Trace to circle Mommy in green. Trace to circle brother in red. Trace to circle sister in blue. Point and say.

Language: mommy, daddy, brother, sister; blue, green, red, yellow

5




Find and color Grandma and Grandpa. Ask and say.

Language: mommy, daddy, grandma, grandpa, brother, sister; Where's (grandma)? Here.


6









Color the pod with Dylan and Grandma yellow. Color the pod with Mimi and Grandpa orange. Ask and say.
Language: mommy, daddy, grandma, grandpa, brother, sister; Ferris Wheel; orange, yellow; Where's (Grandpa)? Here.



Trace the Ferris Wheel going round. Color the pod you want to go in. Say.
Language: Ferris Wheel; colors; Round and round. Where's (Mimi)? Here.




Draw and color you and your family. Ask and say.
Language: mommy, daddy, grandma, grandpa, brother, sister;
 Where's your (grandma)? Here. This is my (brother).




Color the circles to show the family members you love. Say.
Language: mommy, daddy, grandma, grandpa, brother, sister; I love my (brother).





Trace the wheels. Count and say.

Language: round, wheel; numbers 1–5; This is (a wheel). Wheels go round and round.



Draw your family or friends on the bus. Color the wheels. Point and say.

Language: mommy, daddy, grandma, grandpa, brother, sister; friend; bus, wheels; The wheels on the bus go round and round.



Review



Color the faces to show the family members you know. Ask and say. Think and color the stars to show your progress.

Language: mommy, daddy, grandma, grandpa, brother, sister; Where's your (sister)? Here. This is my (daddy).

13



Family



Project



Family

Glue a photo or draw and color a picture of your family. Point, ask and say.

Talk about your family. Language: mommy, daddy, grandma, grandpa, brother, sister; Where's your (grandpa)? Here. This is my (sister). I love my (daddy).

14