



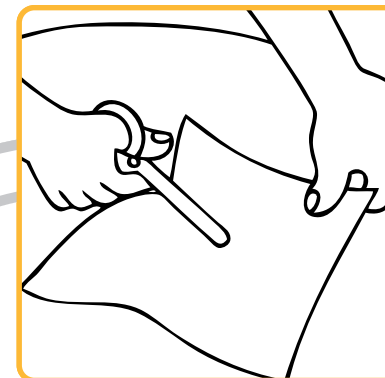
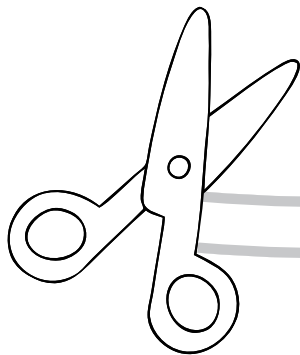
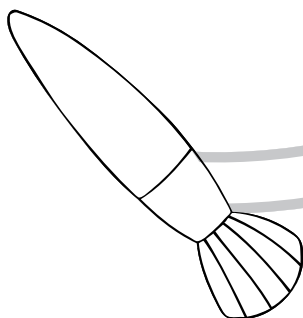
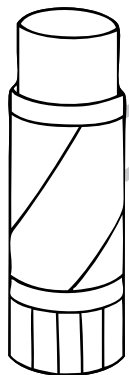
Lorena Peimbert
Myriam Monterrubio



**with Activity
eBook**



School Is Cool!




Point and say the school objects. Connect the school objects to the actions. Say the actions.

Key Language Review: glue stick, paintbrush, scissors, cutting, painting, pasting

1





2



Point and say the actions. Paste a picture in column 1. Paint a picture in column 2. Say: *I have a (glue stick). I'm (pasting).*

Key Language Review: glue stick, paintbrush, painting, pasting, I have a (glue stick). I'm (pasting).

Storysong



Draw your face and hair. Follow the pictures and say: *I'm pasting two triangles*. Do the action to make the sentence true. Point and say the shape.

Key Language Review: diamond, triangle, pasting, 2, I'm pasting two triangles.

20 30



Draw a yellow square around 10 paintbrushes, a blue square around 10 paintbrushes, and a green square around 10 paintbrushes. Count all the paintbrushes. Circle the correct number.

Key Language Review: paintbrush, square, blue, green, yellow, 1–30



Complete the backpack. Say: *I'm (drawing) with my (pencil), as you do each action. Fingerprint the backpack. Color the picture.*
Key Language Review: backpack, crayon, fingers, pencil, coloring, drawing, fingerprinting, I'm (drawing) with my (pencil).




Point and say the number. Count the crayons. Draw the correct number of crayons to make the number.

Key Language Review: crayon, 1–7

Action Song

Lesson 7



Point and say the actions. Connect the pictures that go together.

Key Language Review: counting, painting, singing

Lesson 8



Make a picture of your school. Say: *I'm (coloring) with my (crayon).* **68** **Complete the Unit 1 Family Time Activities with your family.**

Key Language Review: crayon, glue stick, paintbrush, pencil, school, scissors, coloring, cutting, drawing, painting, pasting, I'm (coloring) with my (crayon).