

**Lorena Peimbert
Myriam Monterrubio**




**with Digital
Student's Book**

Beep and Friends



I Love My Clothes

Lesson 1




Listen, point, and say. Sing the song: *I Love My Clothes!* Circle the white clothes.

Key Language: coat, gloves, scarf, skirt, white

Key Language Review: shorts, T-shirt

Lesson 2



Point and say the clothes. Listen and circle the correct picture. Listen and say with a friend.


Key Language: What are you wearing? A (white) (skirt).

Key Language Review: coat, pants, scarf, skirt, sweater, T-shirt, black, purple, white

Storysong

Lesson 3

Lesson 4



Listen and point to the pictures. Sing the Storysong: *A Trip to the Snow*. Count the circles in picture 4.

Key Language: 13


Key Language Review: coat, gloves, scarf, circle, 1-12



Listen and sing the Storysong. Look and circle the correct pictures: Where? What? C7 Act out the story with the cutouts.

Key Language Review: boots, coat, gloves, raincoat, scarf, shorts, skirt, T-shirt

Lesson 5




Lesson 6



Listen, point, and say. Listen and match. Listen and say with a friend.

Key Language: dress, hat, sandals, When it's (hot), I wear (sandals).

Key Language Review: boots, gloves, sweater



Point and say the clothes. Point and say: hot / cold. Say: When it's (hot) I wear (a hat).

Key Language Review: boots, coat, dress, gloves, hat


Action Song

Lesson 7



Listen and do the actions. Sing the Action Song: *When You Get to School*. Circle the backpacks.
Key Language: fold it up, hang it on, put it in
Key Language Review: backpack, coat, gloves, scarf, sweater, take off, green, 1-13

Lesson 8



Point and name the clothes in the boxes. Find and circle the same clothes in the picture. 76 Complete My Progress: Unit 3.
Key Language Review: coat, dress, gloves, hat, sandals, scarf