



Vocabulary

Clothes, accessories and how to describe them

- 1 ♦ Find six words from *Clothes and accessories* in the word search.

S	N	O	F	B	A	I	E	D	M	B	T
N	I	T	R	A	C	K	S	U	I	T	X
E	M	V	D	C	V	C	N	T	N	S	A
C	H	V	V	K	I	P	E	O	T	A	Q
K	O	Z	J	P	M	L	F	N	S	N	R
L	O	M	A	A	E	A	V	G	Z	D	S
A	D	I	Y	C	X	J	I	Q	A	A	N
C	I	L	A	K	U	A	V	Q	Y	L	Q
E	E	R	L	E	G	G	I	N	G	S	Q
J	B	Y	W	X	R	U	C	J	R	P	J

- 2 ♦♦ Complete the sentences with the correct words. The first letters are given.

- These jeans are quite big for me, but they're fine if I wear a **b**
- I love jewellery I can wear on my arms and hands. Like a **b** or a **r**
- What a heavy **b**, Laura! Do you really need to take all these books to school?
- Andy looks great in his older brother's suit and **t** He's ready for the prom!
- If I feel a little bit cold, I put on a jumper or a **h**

- 3 ♦♦ Choose the correct option.

- Amara loves blue, which is why she wears **loud/ denim** jeans almost every day.
- I never buy **second-hand/designer label** clothes because they are too expensive.
- My brother doesn't like **patterned/baggy** T-shirts. He prefers clothes in one colour.
- Don't you think this dress is too **casual/cotton** for a formal dinner?

- 4 ♦♦♦ Complete the table.

People:	He/She should buy ...
1 Amy wants to wear something in her ears.	
2 Elliot's hands get very cold in the winter.	
3 Carmen's trousers are a little bit too big.	
4 Sara wants suitable shoes for the beach.	
5 Paul is going to a formal party this weekend.	

- 5 ♦♦♦ Write the correct words to replace the definitions given.

- The colour of the new school uniform is a (**strong and very noticeable**) orange. It's interesting!
.....
- These earrings are so (**modern and fashionable**)! Everybody is wearing them.
- Eric needs to buy a (**simple and basic**) white shirt for the show.
- Michael B Jordan's clothes are so (**fashionable and of a high quality**)! He always looks great on the red carpet.
- I bought this jacket from a (**not new, owned by someone else before**) shop. It was really cheap!
.....





Adjectives with prepositions 1

1 ♦ Complete the table with the adjectives below.

aware ■ bored ■ brilliant ■ famous
full ■ good ■ happy ■ popular
proud ■ quick ■ ready ■ well-known

at	for
of	with

VOCABULARY THROUGH ... READING

♦♦♦ Complete the text with the correct adjectives.

Are you (a) for Second Hand September?



Can you *not* buy any new clothes for a whole month? This is Oxfam's challenge – an initiative to make people (b) of the environmental impact of fast fashion and the importance of sustainable shopping choices.

Oxfam, the organisation which is (c) for its charity work around the world, is also (d) for 'Second Hand September', a campaign that encourages people not to buy new clothes and accessories every September.

The initiative has become very (e) with buyers of all ages, but it is more than not buying new items: if you're (f) with your accessories and your wardrobe is (g) of clothes you're not (h) with anymore, 'Second Hand September' is also the perfect moment to donate and give these items a chance to find a new owner!



Phrases with *take*

1 ♦ Choose the correct option.

- I want to take in art so that I can design my own clothes.
a a look b some time c a course
- Ayla has so many clothes! It took to organise her wardrobe.
a selfies b her ages c a trip
- Would you take at the poster for our 'clothes exchange' event before I print it?
a a look b some time c ages
- My grandma took a to Austria to visit the festive markets last year.
a trip b time c course
- Tim took to choose his outfit for the birthday party. He wanted to look good.
a a look b a trip c some time

2 ♦♦♦ Complete the conversations with the correct form of *take* and the phrases below.

a course ■ ages ■ a look ■ selfies
a trip ■ some time ■ your time

- A I (a) at the book yesterday, but I couldn't find the information I needed.
B Look, here's my copy! You can (b) with it – I don't need it right now.
- A (c) you in the history of fashion next year?
B I'm not sure. I need to save money to pay for it, and that will (d)
- A Dan and Liz are holding their phones up. Are they (e) again?
B Yes, they always do when they (f)
- A Where is Aiden? He's late!
B I know. He (g) to get ready. I'm always waiting a long time.

CRITICAL THINKING

Lots of people love taking selfies in different places and at events. Do you think there are any places where it isn't OK to take a selfie? Why? Use vocabulary from the unit.

.....

.....

.....

.....

.....

.....



Past simple

1 ♦ Write the past forms of the verbs.

- | | |
|-------------------|---------------|
| 1 be, | 5 plan |
| 2 have | 6 put |
| 3 like | 7 stay |
| 4 go | 8 study |

2 ♦♦ Complete the sentences with the past simple form of the verbs below.

be ■ not buy ■ dress ■ go ■ not take off



- Many celebrities in weird outfits for the Met Gala last spring.
- For the 'Second Hand September' campaign, I any new clothes last September.
- It was hot yesterday, but Jenny her favourite hoodie.
- We to the new second-hand shop to find stylish clothes for a good price.
- Beth's clothes always bright and bold before she started working in an office.

3 ♦♦♦ Complete the questions. Use the correct form of the underlined verbs. The words in bold will help you.

- the fashion show at the shopping centre last Saturday?
No, **we** didn't like it at all. It was long and boring.
- anything at the shop yesterday?
Yes, **she** did. She tried on a jumper, but it was too baggy.
- Who at the charity concert on TV last week?
We saw Jaden Smith. He sang most of his hits.
- What for lunch yesterday?
I had pasta. I love Italian food!

used to

1 ♦ Complete the sentences with *used to* and the verbs given.

- When I was a kid, I (love) dressing up. I had lots of superhero costumes!
- My grandad (not dress) smartly to go to work. He was a gardener.
- your parents (study) together when they were at school?
- In the past, we (not talk) about the environmental impact of fast fashion.

2 ♦♦ Rewrite the sentences using *used to*.

- Laura spent a lot on designer labels in the past.
.....
- I didn't like baggy clothes when I was a kid.
.....
- My grandma had just one pair of trainers when she was a student.
.....
- The Taylors were our neighbours a few years ago.
.....

GRAMMAR THROUGH ... LISTENING

01 ♦♦♦ Listen to the podcast about Jaden Smith and complete the notes.

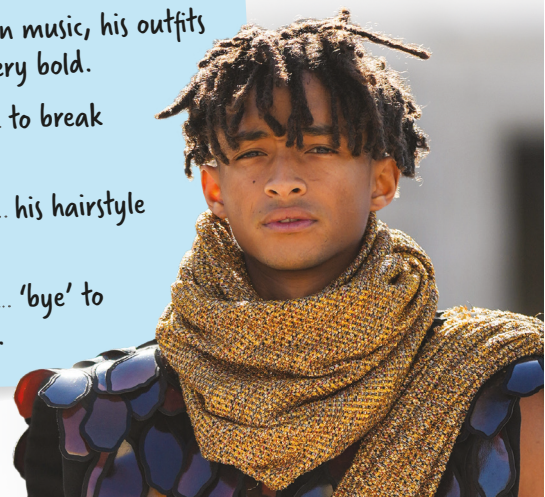


As a child actor

- He (a) different hair.
- He (b) in plain clothes.
- He (c) in *The Karate Kid*.
- He (d) so many accessories.

As a musician and fashion designer

- When he started in music, his outfits (e) very bold.
- He (f) to break fashion rules.
- He (g) his hairstyle a lot these days.
- He (h) 'bye' to his previous look.





Past continuous

- 1 ♦ Complete the sentences with the past continuous form of the verbs given.

At 4 pm yesterday, in the clothes shop ...

- 1 the salespeople (not talk) to the customers. They were on their phones!
- 2 I (try on) a top in the fitting room.
- 3 Layla and Jin (take) selfies in their new clothes.
- 4 Julia (pay) for a tracksuit.
- 5 Hande (not answer) her phone because she was looking at trainers.
- 6 Noah (ask) his friends to help him choose a T-shirt.

- 2 ♦♦♦ Complete the conversation with the past continuous form of the verbs below.

not check ■ do (2x) ■ have ■ learn
participate ■ ride

- Zoe** Hi, Ali! I texted you this morning, but you didn't answer. What (a) you ?
- Ali** Sorry, Zoe! I (b) in an upcycling workshop.
- Zoe** Upcycling? What's that? (c) you a bike or something?
- Ali** No, I wasn't! I (d) how to find new uses for old things or clothes we have at home – this is upcycling. Why did you text, by the way?
- Zoe** Oh, right! I (e) trouble with the history project, but I had to give it to my teacher before 12 pm.
- Ali** Oh, I (f) my phone because I really wanted to concentrate on what we (g) Look at this bag – I made it from an old pair of jeans!
- Zoe** Cool!



when and while

- 1 ♦ Match the sentence halves.

- 1 Emily wanted to save money, so while her friends were buying new clothes every month,
 - 2 Check out these amazing photos of the Lello Bookshop on my phone! I took them when
 - 3 The fashion students were busy during the show. While the models were showing the clothes to the public,
 - 4 Jess wore that bright and bold yellow jacket to school again. When she entered the cafeteria,
 - 5 We were looking for some jeans in a shop when
 - 6 Leo was trying on a tracksuit while
- a I visited my grandparents in Portugal.
 - b the fire alarm sounded.
 - c they were working hard behind the scenes.
 - d everybody stopped eating and looked at her.
 - e she was only shopping in second-hand shops.
 - f his sister was looking for a new backpack

- 2 ♦♦♦ Choose the correct option and complete the sentences with the past simple or past continuous form of the verbs.

- 1 Liz was buying a new smartwatch online **when/while** she (receive) a call.
- 2 **When/While** I (take) selfies, my best friend was trying on clothes.
- 3 **When/While** my mum (arrive) home from the shopping centre, I was sleeping.
- 4 Eric was paying for a belt **when/while** it (start) to rain outside.
- 5 Jim saw a nice top **when/while** he (watch) a video about the Purple Store.
- 6 **When/While** my parents (plan) the trip, I was packing my suitcase.



Using new language to talk about your own life can help you learn. We often use the past continuous when we're telling a story. Think of an event that happened in your life and use the past continuous to explain what happened.

.....

.....

.....

.....

.....

.....

.....

Communication coach: listening and writing

Activity: Writing an email to a friend


Objective: Summarising information

Mediation hack: Selecting relevant information

Warmer

1 Match the words below to the images.

dramatic make-up ■ geometric shapes ■ graphic patterns ■ mullet ■ neon colours



.....

.....

2 Which decade do the words and images above make you think of?

1 ☐ 1950s 2 ☐ 1980s 3 ☐ 2000s

Text comprehension

1 02 Listen to a podcast. In what order does the host mention the words from Exercise 1 in Warmer?

1 2 3 4

2 02 Listen again. Choose the correct answer.

- 1 Laura says the clothes people were looking for in the 1980s were ...
 - a plain and dark.
 - b loud and colourful.
 - c stylish and baggy.
- 2 The ... made the trend more popular with young people.
 - a music videos on TV
 - b low price of clothes
 - c films in cinemas
- 3 The main features of the trend that the podcast mentions are ...
 - a pastel colours, stylish jewellery and plain designs.
 - b bold colours, graphic patterns and geometric shapes.
 - c denim jeans, cotton T-shirts and leather jackets.
- 4 Laura says ...
 - a hairstyles weren't important to the trend.
 - b everyone had the same hairstyle.
 - c there were many different hairstyles.
- 5 About the return of New Wave, Laura ...
 - a thinks it will never be popular again.
 - b says we can already see parts of it in modern fashion.
 - c feels it should completely replace today's fashion.

Mediation hack **Selecting relevant information**

When you select which information to include in an email, it's important to organise it in a clear and concise way that will help you remember what to include. Use bullet points to list the information you choose. Make sure that each bullet focuses on one key idea and write that idea as a short sentence.

Think about what you have learnt about in the podcast. Organise your ideas into bullet points below.

New Wave in the 1980s

-
-
-
-
-

Task

02 A friend of yours loves fashion and history. You've just listened to the podcast episode about New Wave, and you believe your friend would be interested in it. Write an email with a brief summary of the episode, listing its main facts. Use the bullet points you made to help you.

.....

.....

.....

.....

.....

.....

.....

.....

REFLECT Review your email and complete the checklist.

- ☐ I reviewed my notes and answers in the text comprehension exercises.
- ☐ I chose relevant information and organised it into bullet points.
- ☐ I used my bullet points to help me write my email.

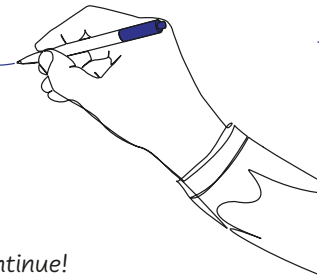
In class?

Which features of New Wave can you see in today's fashion? Which elements would you like to see more of?



TASK Student's Book, page 23, Exercise 8

Write a story about a time when you lost something.



Text Analysis

Would you like help understanding a story? >>> Yes? Continue!

>>> No? Go to **Plan**

1 Match the paragraphs (1–4) to their function in the story (a–c).

- a Describing the main events,
- b Explaining the resolution
- c Introducing the topic of the story

3 Choose the correct option.

- a We use the *past simple/past continuous* to describe the main actions in a story.
- b We use the *past simple/past continuous* to add background information to the main actions.

My favourite hoodie

- 1** One of the worst days I can remember is the day when I lost my favourite hoodie. It was really important to me because I found it in a second-hand shop and it has a *Wednesday* theme. It's my favourite TV show and it was the first thing I bought with my savings.
- 2** That day I was travelling into town on the bus to meet my best friend. It was quite a hot day, so I took my hoodie off and put it on the seat next to me. When I got to town, my friend was waiting there for me. I jumped off the bus and the first thing he said to me was, 'Where's your hoodie?' It was too late! The bus wasn't there anymore.
- 3** I felt terrible. I was wondering what to do when my friend suggested contacting the bus company. I called them, but they couldn't find my hoodie anywhere. After that, I let everyone on my social media know, but nobody could help.
- 4** A few months later, I walked into the same second-hand shop, and guess what? There was the same hoodie! Luckily, when I told the shop assistant my story, he let me have the hoodie. I couldn't believe my luck!

2 We use linking words to join sentences together. Match the words to their functions.

- a because
- b so
- c but
- show contrast
- give reasons
- express results

4 Choose the correct option.

We can use adverbs to describe ...

- ☐ how actions are performed or how we feel about them.
- ☐ the size, shape and colour of the nouns we want to use.

Plan

Would you like help planning your story? >>> Yes? Continue!

>>> No? Go to **Draft**

1 Take notes about your lost item.

What did you lose?	
Why was it special for you?	
What was the day like?	
How did it happen?	
How did you feel?	
How did you try to find it?	
Did you find the item?	

Draft

Would you like help drafting your story? >>> Yes? Continue!

>>> No? Go to **Write**


- 1** Use this paragraph plan to write your draft. Write below (in pencil) or in your notebook. Use the Writing bank and writing model to help you.

- | | |
|---|--|
| <ul style="list-style-type: none"> • Paragraph 1 Begin the story by talking about the day, what you lost, and why it was special.
<i>e.g. The day I lost my ... was the worst of my life. This ... was very special to me because it was</i> | <ul style="list-style-type: none"> • Paragraph 4 Write the conclusion. Use words and phrases to show readers they are close to the end of the story.
<i>e.g. Unfortunately, we didn't find ...</i> |
| <ul style="list-style-type: none"> • Paragraphs 2 and 3 Describe the events in the story in the order they happened.
<i>e.g. That day I was ...</i>
<i>As soon as I got to ..., I realised ...</i> | |

- 2** Review your draft and make any necessary changes until you have a final version.

Write

Write your story

**WRITING BANK****Writing a story****Beginning a story**

- It was the worst/best day of my life.
- That day/afternoon/evening I was ... -ing
- It all began/started when ...

Describing the order of the events

- When/As soon as I ...
- After that/Then/Finally, ...

Ending a story

- A few days/ months later, ...
- Unfortunately,/ Fortunately, ...
- In the end ...

REFLECT Go to Student's Book page 23 and complete Exercise 9.

Vocabulary

- 1 Complete the sentences with the words below. There are two extra words.

aware ■ gloves ■ proud ■ suit ■ take
tie ■ trip ■ well-known

- My hands are freezing! Have you seen my?
 - I'm so of the fashion show that my friends organised!
 - The event dress code is formal. You must wear a and a
 - You don't need to choose a ring now, just your time.
 - This designer label is for the quality and high price of their clothes.
- 2 Match the words to the definitions.
- | | |
|------------------|---|
| 1 second-hand | a in one colour and without a pattern |
| 2 earrings | b not new, from a previous owner |
| 3 plain | c pieces of jewellery we wear in our ears |
| 4 ready for | d spend as much time as you need |
| 5 take your time | e prepared for |
- 3 Choose the correct option.
- Eric's backpack is full *for/of/with* clothes he wants to donate.
 - My dad loves buying clothes at second-*label/time/hand* shops.
 - Is Luke aware *for/of/with* all the things she can do with her smartphone?
 - Vivienne Westwood was famous *for/of/with* her fashion designs.
- 4 Correct the mistake in each sentence.
- Many people use their cameras to take a **course** of themselves.
 - I love this **necklace**, but it's too small for my finger.
 - Lello Bookshop is well-known **at** its design and architecture.
 - Would you like to take **some time** at this shopping catalogue?

Grammar

- 1 Complete the sentences with the past simple form of the verbs below.

be (2x) ■ go ■ not have ■ put ■ see

- My aunt to Note Coffee during her trip to Hanoi last year.
 - Tess and her friends at the shopping centre earlier today.
 - you the fashion documentary last night?
 - Where Elijah his hoodie? It's not in his wardrobe.
 - I any plain clothes in my wardrobe when I a kid.
- 2 Find and correct the mistake in each sentence.
- Mei Lin tried on a red dress at the shop last night, but she didn't bought it.
 - Niam used to ate at the coffee shop near the school when he was younger.
 - When I arrived at the sports centre, some students were take a first-aid course.
 - What do you use to do after school when you were much younger?
 - Noah didn't like the smartwatch he got for Christmas, so he solded it online.
- 3 Complete the dialogue with the correct form of the verbs given. Use the past simple, past continuous and *used to*.
- James Grandma, (a) (buy) your clothes at a shopping centre when you (b) (be) my age?
- Paula No, I didn't. We (c) (not have) a shopping centre in town then. I (d) (go) to the shops on the high street.
- James What (e) (wear)?
- Paula I (f) (love) clothes in bright colours like pink and lime green. Oh, and I (g) (have) a pair of baggy jeans. I (h) (wear) them when I (i) (meet) your grandad!



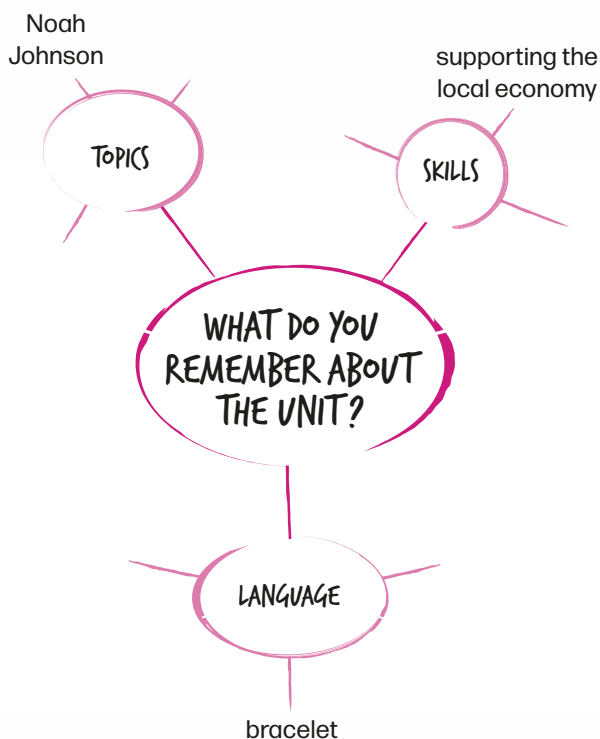
REVIEW REFLECT BUILD!

We learn and improve by ...

- **REVIEWING** the unit language and information
- **REFLECTING** on our personal learning journey
- **BUILDING** on what we do well and thinking about how we can improve.

Complete each section. If possible, compare your ideas with your classmates.

REVIEW



REFLECT

Which lesson was the most interesting/useful for you? Why?

.....

.....

.....

What was easy/challenging for you? Why?

.....

.....

.....

When could you use language from the unit in your life? Think of some situations.

.....

.....

.....

.....

.....

.....

BUILD

What did you do well? Is there anything you could do better?

.....

.....

What do you want to improve? Why?

.....

.....

How can you improve? Think of 2 or 3 action points.

.....

.....

