

4

Skills and interests

Lesson 1 Vocabulary and Listening

I can talk about skills and interests. I can understand an interview with an ice-skater.

Discover your **skills** and **interests**!

1 Jewellery

2 Video games

3 Chess

4 Music

5 Dancing

6 Drums

7 Keyboard

8 Ballet shoes

9 Pottery

10 Comics

0:00 / 16:07

1 Let's start!

Look at the words in the box. In pairs, tell each other which of these hobbies and sports you like.

chess • cycling • drawing • puzzles • roller skating • skiing

2 45 Match pictures 1–10 with the words in the box. Then listen and repeat.

Skills and interests

animation • ballet dancing • collecting action figures • hip hop dancing • making comics • making jewellery • playing keyboards • playing the drums • pottery • singing in a band

3 46 Listen to Rosy, Martin and Alex, and answer the questions.

- What are their interests?
- Why do they like them?
- Which would you like to try?

Rosy	Martin	Alex
1 _____	1 _____	1 _____
2 _____	2 _____	2 _____
3 _____	3 _____	3 _____


4 Pronunciation /eɪ/ and /ʌ/

47 Which word in each group has a different vowel sound? Listen and repeat. Then practise the sentences.

- play, May, band, ballet
- love, music, drums, fun

I dance ballet in the month of May.

I love the dums. The drums are fun.

- 5  Match pictures 1–5 with the words in the box and with the verbs. Add more sports you know. Then listen and repeat.


Sports

horse riding • ice-skating • karate •
snowboarding • table tennis

go

do

play



Search it up

- In some countries, hobby horsing is a popular sport. This means horse riding with a stick, not a real horse.
- Find out which country hobby horsing comes from.

- 6 Complete the sentences with *go*, *do* or *play*. Then write a sentence about doing a sport in your country.

- 1 A lot of people _____ karate in Japan.
- 2 France is one of the best places to _____ horse-riding.
- 3 The weather in Canada makes it a good place to _____ snowboarding.
- 4 About 300 million people _____ table tennis in China.
- 5 The USA has lots of places to _____ ice-skating.

- 7  Listen to an interview with an ice-skater. Which two things does he talk about?

- a why he likes skating
- b what he likes and doesn't like about skating
- c his future plans

Skills zone



- 1 Before you do exercise 8, read the sentences you have to complete. Think about what information is missing.
- 2 When you listen, write down important words and expressions. This makes it easier for you to remember the content of the recording.

- 8  Listen again. Then complete sentences 1–4.

- 1 Oscar started ice-skating when he was _____ years old.
- 2 He practises every day before school for _____.
- 3 He likes ice-skating because he can travel and _____.
- 4 One of the things he learns is to live a _____ life.

- 9  Draw a simple picture of your skills and interests. Then talk about them in pairs. You can use questions 1–4 to help.

- 1 When did you start ...?
- 2 Why do you like it?
- 3 How often do you ...?
- 4 What are the good and bad things about it?

I play the guitar. I started when I was eight.

Fast finishers

Solve the puzzle then write a riddle about another hobby.

You put drawings together so that they look like a film. What hobby is it?

Digital PRACTICE



Level up with a digital game!



I can use the past continuous to talk about longer actions in the past.

A STORMY NIGHT

SOPHIA: Did you hear the storm last night?

FREYA: Yes, I did. I was walking home after my karate class at seven o'clock. It was pouring with rain. I got soaked!



FREYA: What were you doing?

SOPHIA: I was at home.

FREYA: Were you doing your homework?

SOPHIA: No, I wasn't. I was making jewellery. I heard the thunder, and I was terrified!



FREYA: Were your parents at home?

SOPHIA: Yes, they were. They were watching a film. They went to my little brother's room. He wasn't sleeping. He was hiding under his bed!



FREYA: What about Lucas? Where was he?

SOPHIA: He was in the garage. Believe it or not, he didn't hear a thing! He was playing the drums.

FREYA: No way!

IDENTIFYING EMOTIONS

It's ok to admit that you're scared or worried about things.

- 1 Look at the story. What is the weather like?

cloudy • rainy • snowy • stormy

- 2 Read and listen to the story. Choose the correct option.

- 1 Freya and Sophia are talking about last **night** / **weekend**.
- 2 Freya was very **cold** / **wet**.
- 3 Sophia was **bored** / **scared**.
- 4 Lucas **heard** / **didn't hear** the storm.

- 3 Match Freya, Lucas and Sophia with the activities in the box.

making jewellery •
playing the drums •
walking home

- 4 Listen and repeat.

It was pouring with rain.

I got soaked!

I was terrified!

Believe it or not.

GRAMMAR
ANIMATION

13

Grammar

Past continuous

Affirmative

I/He/She/It **was walking** home.You/We/They **were walking** home.

Negative

I/He/She/It **wasn't walking** home.You/We/They **weren't walking** home.

Questions and short answers

Was I/he/she/it **walking** home?Yes, I/he/she/it **was**.No, I/he/she/it **wasn't**.**Were** you/we/they **walking** home?Yes, you/we/they **were**.No, you/we/they **weren't**.

Wh- questions

What were you **doing**?

Time expressions







**at three o'clock, yesterday at 2 am,
at seven o'clock last night**

- 5 Read the table. Then match 1–4 with a–d to complete the sentences.

At seven o'clock last night, ...

- | | |
|-------------------------|-------------------------|
| 1 Sophia's brother was | a having dinner. |
| 2 He wasn't | b watching a film. |
| 3 Sophia's parents were | c sleeping. |
| 4 They weren't | d hiding under the bed. |

- 6 What was Freya doing last Saturday? Look at the table and complete the sentences. Then write three sentences about her parents. Use the past continuous.

	9.30 am	1.00 pm	3.45 pm
Freya			
Her parents			

- 7 Look at the picture. Describe what was happening in the park at 3 pm last Saturday.



- 8 In groups, ask and answer questions about last Saturday at these times.

7.30 am • 11 am • 2.15 pm • 6.45 pm • 9 pm

What were you doing at half past seven?

I was sleeping.

Fast finishers

- Say true and false sentences about what you were doing on Sunday afternoon at 3 pm. In pairs, guess which sentences are false.

I was playing a video game.

**Digital
PRACTICE**

Level up!

- 1 Freya _____ (ride) a horse at half past nine.
- 2 She _____ (ride) at one o'clock. She _____ (have) lunch.
- 3 A: _____ (she / study) at quarter to four?
- B: No, she _____. She _____ (play) table tennis.

I can talk about films.

★ PLAYER

TOP 8 OF THE WEEK



1 Let's start!

Complete the questions. Then answer them in pairs.

FILMS

- 1 How many films do you w _ tch every month?
- 2 Do you str _ _ m films online?
- 3 Who's your favourite _ ct _ r?
- 4 What's your favourite film?
- 5 Which is better, watching films on TV or at the c _ n _ m _ ? Why?

- 2 52 Match photos 1–8 with the types of films in the box. Then listen and repeat.

Types of films

action film • animated film •
comedy • fantasy film • horror film •
musical • romantic film •
science-fiction film

- 3 53 Listen to four pieces of music. What type of film do you think each one is?

- 4 54 Listen to five people talking about the films that they like. Which types of films do they like?

- 5 Talk about the different types of films. Which do you like? Why? Use the adjectives in the box or your own ideas.

boring • exciting • funny • interesting • scary

- 6 55 Read the description of a film. Choose the correct option. Then listen and repeat the words in the box.

Film words

director • main character • plot •
special effects

One of my favourite films is *Wonka*. It's a fantasy film and a musical. The ¹**director** / **plot** is Paul King. The actor Timothée Chalamet plays Willy Wonka, the ²**plot** / **main character** in the film.

Wonka is a young man, and his dream is to open a chocolate shop. The ³**plot** / **special effects** is simple but interesting.

My favourite part of the film is when Wonka meets a giraffe in London Zoo.

The ⁴**main character** / **special effects** are great!

- 7 Describe a film for your partner to guess the title.

It's a fantasy film. I don't know the director. The main character is ...

GRAMMAR
ANIMATION

14

Grammar

When and while

My brother was playing a game **when** my dad **came** home.

When my dad **came** home, my brother was playing a game.

My dad came home **when/while** my brother **was playing** a game.

When/While my brother **was playing** a game, my dad came home.

I was sitting at school,
My brother was swimming in the pool,
The dog was playing with a bone,
When my mum came home.



The twins were playing a game,
My brother was doing the same,
My mum was talking on the phone,
When my dad came home.



While my sisters were learning French,
my dad cooked the family lunch.
While my mum was watching a film alone,
I finally came home!

1 **56** Read and listen to the rap. How many people came home?

2 Read the Grammar table. Then complete the rules 1–2 with **when** and **while**.

- 1 We use _____ **before** the past simple.
- 2 We use _____ / _____ **before** the past continuous.

3 Choose the correct option. In some sentences, both options are correct.

- 1 She was doing pottery **when / while** her mum came home.
- 2 **When / While** we were watching a horror film, the lights went out.
- 3 My mum called me **when / while** I was doing karate.

I can use the past continuous with when and while to talk about longer actions in the past.

4 Complete the sentences with the past simple or past continuous forms of the verbs in brackets.

- 1 It was raining when I _____ (**come**) to school this morning.
- 2 While I _____ (**chat**) to a friend, the bus arrived.
- 3 We _____ (**wait**) in the classroom when the teacher came in.
- 4 Jack was doing an exercise when the lesson _____ (**finish**).

5 Complete the sentences using your own ideas.

- 1 While we were playing table tennis, _____.
- 2 He was snowboarding when _____.
- 3 When the film started, we _____.
- 4 I heard a strange noise while _____.

6 Look at the rap in Exercise 1 again. In pairs, write your own rap. You can use the pairs of words in the box to help you. End with: **When I came home.**

bed/head • book/cook • chair/hair •
keyboards/sports • name/game • sad/dad •
train/rain

They were waiting for a train ...

Fast finishers


Finish the sentence in as many ways as possible. Think of your family, friends, pets, the weather, etc.

When I arrived home yesterday, ...


Kahoot!

Compete with
your classmates!


I can understand texts about free time activities in different countries.

- 1  15 Look at the photo. What do you think the boy's hobby is?



- 2  Look at photos A–F in the blogs on page 51. Which photos show the following activities? Which activities do you know?

- 1 sports
- 2 arts or crafts
- 3 activities in nature

- 3  57 Read and listen. Then complete the sentences.

- 1 Edwin visited _____.
- 2 Mollie went to _____.
- 3 They saw the activities while they _____.

- 4 Read the blogs on page 51 again. Write the names of the activities in photos A–F.


A *underwater hockey*

- B _____
- C _____
- D _____
- E _____
- F _____

- 5 Find the activity on page 51 that:

- 1 you can only do in some seasons of the year
- 2 is good for nature
- 3 helps you when you feel stressed
- 4 is about creating things in one colour
- 5 isn't easy to do
- 6 is a very old game.


Skills zone



- 1 When you put missing words in a text, read the sentence before and after the gap. Think about what the sentences are about.
- 2 Then read the options in the exercise. Try to guess what they refer to.

- 6 Read the blogs on page 51 again. Match options a–d with gaps 1–3. There is one extra option.

- a Then they cook them in delicious ways.
- b You see it everywhere!
- c A lot of people play this game.
- d Some of them are endangered.

- 7  In pairs, talk about the hobbies in the blogs on page 51. Do people do them in your country? Which would you like to do?

I think lots of people go mushroom-hunting in Spain.

I'd like to try underwater hockey.

- 8 **FIND YOUR VOICE** Read the two blog posts on page 51 again. Write a text message to your friend in English saying which hobby you would like to try and why.

Search it up

Trainspotting is a popular hobby in the UK. People try to see every type of train in the country.

Find out the decade trainspotting first become popular.





MY TRAVEL BLOG

by Edwin

On my travels with my family, I see a lot of interesting hobbies.


While we were visiting India, we saw some amazing rock art. ¹ _____ People make these **sculptures** by putting one rock on top of another. They say it's a great way to relax! Underwater hockey is also becoming popular there. You play this in a swimming pool with a short stick. It's difficult because you can't **breathe** under water!

Another unusual hobby is **butterfly**-watching. You see some beautiful butterflies in this country! ² _____ People help scientists to **protect** these butterflies, too.


A



B



C



D



E



F



Mollie's Adventures



New blog post

Last year, I went to Lithuania, and we saw how people spend their free time there.

We were driving past some playing fields one day when we saw a sports match. It was an **ancient** game called *Ritinis*. It's like hockey, but you hit a piece of wood, not a ball!

We saw mushroom-hunting, too. In autumn, families and friends go to the forests to find mushrooms. ³ _____ It's fun!

Another favourite hobby is making pottery. The pots in Lithuania are black from **smoke**. You can buy them in the markets.

Glossary

ancient: very old

breathe: take air into and out of the lungs



butterfly: a large insect with colourful wings

protect: keep safe from harm


sculpture: 3D art often made from stone, wood or metal

smoke: a cloud of particles in the air created by burning materials

I can talk about my skills and interests.

- 1  16  Look at the photo. Guess what hobby Amelia chooses. Then watch or listen and check.



- 2  16  Complete the dialogue. Then watch or listen again and check.

Amelia: Here we are. Let's see if we can find a new hobby. How about chess, Oscar?

Oscar: Hmm ... **I'm not really into board games.**

Amelia: You ¹ _____ **reading comics.** What about making them, too?

Oscar: I'm not sure. **I'm not very good at drawing.**

Amelia: Look over there. There's a table for animation.

Oscar: Ah yes! I ² _____ **animated films** and **I'm interested in learning how to do it.** Let's go and talk to them.

Oscar: OK, now let's find a hobby for you, Amelia. How about karate?

Amelia: I like team sports, but **I'm not keen on individual sports.**

Oscar: Singing in a band?

Amelia: I ³ _____ **listening to music,** but **I'm terrible at singing!**

Oscar: Maybe dancing then. What type of music do you like?

Amelia: **I'm a fan of hip hop music** and **I ⁴ _____ dancing.**

Oscar: Come on then. Let's find out more about hip hop dancing.

- 3 Match the phrases a–f with topics 1–2.

- a I'm (not) a fan of ...
- b I'm (not) keen on ...
- c I'm (not) very good at ...
- d I'm (not) interested in ...
- e I'm (not) really into ...
- f I'm terrible at ...


1 This is what I like or don't like: _____

2 This is what I can or can't do: _____

- 4 Complete the text with the words in the box. There are three extra words.

good • in • interested • into •
keen • of • terrible

I'm not really ¹ _____ team sports, but I love horse-riding. I go riding every weekend. I also enjoy making things. I like making pottery, and I think I'm ² _____ at it! I'm a fan ³ _____ all kinds of music. I don't play a musical instrument, but I'm ⁴ _____ in learning the keyboards. I love reading, too. I think this is my favourite hobby.

- 5  Help each other to choose a new hobby. Think about your skills and interests. Use the ideas in the box.

dance • making comics/jewellery/
pottery • music • sports

What type of ... do you like?

I'm into ...

How about ...? / What about ...?

I'm not sure about ...

Yes, I love ...

I can write a blog post about a hobby.

- 1** Look at photos 1–3. Can you do these things where you live?



- 2** Read the blog. Which two activities in photos 1–3 in Exercise 1 does Tyler do?



Tyler701 (66 comments)

Hi everyone!

About two months ago, I found a new hobby. I do karate and I often play table tennis. Then I tried snowboarding, and I loved it!

I was waiting for a bus one day when I saw a poster about a hobbies fair. My friend and I decided to go. While he was looking at some comics, I saw a table about snowboarding. I talked to the volunteer and discovered that there's a place in my town where you can go snowboarding all year.

Three weeks later, it was my birthday. My present was a snowboarding lesson. Now, I go every weekend.

What's your hobby and how did you find out about it? Write and tell me!

- 3** Read the text again and answer the questions.

- When did he find his new hobby?
- When did he see the poster for a hobbies fair?
- When did he see a table about snowboarding?
- When was his birthday?
- How often does he go snowboarding now?

- 4** Complete the sentences with the words in the box.

ago • later • one day • when • while

- I started ballet dancing about six years _____.
- I was staying with my cousin _____ I saw my first ballet show.
- _____ I was watching the show, I wanted to dance, too.
- I was looking online _____ when I saw an advert for a school.
- One month _____, I had my first lesson.

- 5** Write a blog post about one of your hobbies or interests. (You can invent them!)

Writing planner



Find

- Find a photo of the hobby or a real photo of you doing your hobby.



Think

- When did you start doing it?
- How did you find out about it?
- Why did you decide to try it?
- How often do you do it now?
- Why do you like it?



Write

Write your blog post.

1 Describe your hobbies. Write about a new hobby.

2 Use the questions above to help.

Hi everyone,

About ... ago, I ...




Look again!

Check your blog post.

- Did you use the past simple and past continuous?
- Did you use time words from Exercise 4 to show the order of events?



Discover

- 1  In pairs, discuss what you think an eco-hero is. What famous eco-heroes do you know?
- 2 Read the article about an eco-hero. Then put the events in the correct order.

The girl who plants trees

Ellyanne Wanjiku Chlystun was only four years old when she started to plant trees. She was doing a project about heroes when she learnt about Wangari Maathai, who planted millions of trees in Kenya. Ellyanne decided to do the same.

She learnt about the science of trees, and at the age of seven, started an organisation called *Children with Nature*. In three years, the organisation planted 1.3 million trees all over the world.

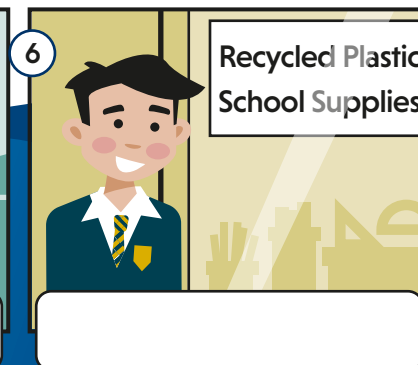


Now, Ellyanne visits and talks to world leaders about climate change. She shows us that anything is possible, especially for young people!



Trees produce oxygen
that we need to
breathe.


- a ___ She started an organisation to plant trees.
- b 1 She learnt about an eco-hero at school.
- c ___ She became interested in planting trees.
- d ___ She studied trees and how they grow.

- 3 Look at the comic story about an eco-hero called Evan. Describe the events of the story.



**Learn****Skills for life: independent thinking – challenge opinions**

Heroes are perfect.



I disagree because they can make mistakes.

- 4** Read the sentences about heroes.
Which opinions do you think are true? Why?

- 1 You only see heroes in films and comics.
- 2 Teachers, doctors and parents can be heroes.
- 3 Real heroes are strong and have superpowers.
- 4 Heroes often face difficult situations.
- 5 Young people can't be heroes.
- 6 Heroes do good things and help others.

TIP

Give reasons to explain your view and respect other people's opinions if they disagree.

➔ Workbook: Skills for life page 46

**Plan**

- 5** Prepare to make a comic story about an eco-hero. Think of six pictures that tell your story. In pairs, follow the steps below.

- 1 Choose an eco-hero. Use an idea in the box or your own idea.

a gardener • a litter collector • an inventor • a person who makes money for charity •
a surfer who protects sea life • a writer or blogger

- 2 Prepare your story. Think about these things:

- How did your hero get the idea?
- What was the result?
- What did he/she decide to do?
- Why is this important?
- What happened next?



- 6** Go to your Workbook and do the planning activity on page 46.

**Create**

- 7** Make your comic story. Draw six pictures to tell your story.

- 8** Prepare to tell the story.

**Share and reflect**

- 9** Present your comic story to the class. Describe what happens in the story.

- 10** Go to your Workbook and complete the self-reflection activity on page 46.

