

1

# Alphabet soup

1 Listen and read. Then act out.  

Let me help you! What's this, Caroline? Lunch?

Yes! It's alphabet soup!

Pasta letters! Yum!  
Look, my name!  
Can you spell it?

Yes! B-E-N.



Great! Now, spell your name.

Sure! C-A-R-O-L-I-N-E. Whoops!



Don't worry! Oh, look!

Wow, interesting!

**2** Read and tick (✓).

1 Who are Ben and Caroline?

- Brother and sister.
- Mother and son.

2 What words are formed on the table?

- I love soap.
- I love soup.

1 Listen, point and say.  



2 Look and tick (✓) the letters for 'Ben'. Then spell.  



3 Play the spelling game. 



pp4-5



Look at the soup on the table. Choose a letter and say a word.

E - elephant.




1 Listen and read. Then listen and and say.  04 



2 Look at Activity 1 again, listen and write the names.  05 

3 Let's play a guessing game! 



 Cut-outs p85

3-5, pp59 & 60

Lesson 3 ● Are you Clara? Yes, I am. / No, I'm not.. / Spell my name, please.  
● Game

1 Listen and point. Then listen, say and spell.  







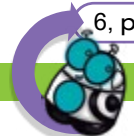
2 Complete. 

- 1 Sunday — Monday — Tuesday — \_\_\_\_\_
- 2 Thursday — \_\_\_\_\_ — Saturday — Sunday
- 3 Tuesday — Wednesday — \_\_\_\_\_ — Friday
- 4 \_\_\_\_\_ — Tuesday — Wednesday — Thursday

3 Listen, read and complete. Then sing and act out.    


### The Week Song

-  Monday, (1) \_\_\_\_\_!  
It is my day.
-  (2) \_\_\_\_\_ and Wednesday!  
Study and play.
-  Thursday and (3) \_\_\_\_\_,  
A fun game.
-  (4) \_\_\_\_\_ and Sunday!  
Relax and play.



1 Find and circle the days of the week. Then say.  

X	O	N	W	Z	Q	E	R	W
F	T	G	T	M	A	F	I	E
R	T	H	H	O	L	S	L	D
I	O	S	U	N	D	A	Y	N
D	P	P	R	D	E	T	M	E
A	I	Z	S	A	Y	U	B	S
Y	E	X	D	Y	O	R	V	D
K	L	S	A	K	T	D	X	A
L	O	E	Y	J	T	A	X	Y
T	U	E	S	D	A	Y	K	Y

2 Write the days of the week in order. Then ask your friends and tick (✓).  

What's your favourite day?	Friend 1	Friend 2	Friend 3
<input type="text"/>			
<input type="text"/>			
<input type="text"/>			
<input type="text"/>			
<input type="text"/>			
<input type="text"/>			
<input type="text"/>			



1 Think and draw 😊 or 😞. ✏️



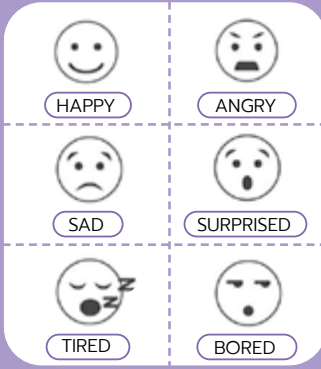
2 Make a 'Respect your turn' sign for the classroom.





# Make a weekly planner

## Materials



1 Colour and cutout.



2 Write.



3 Paste.



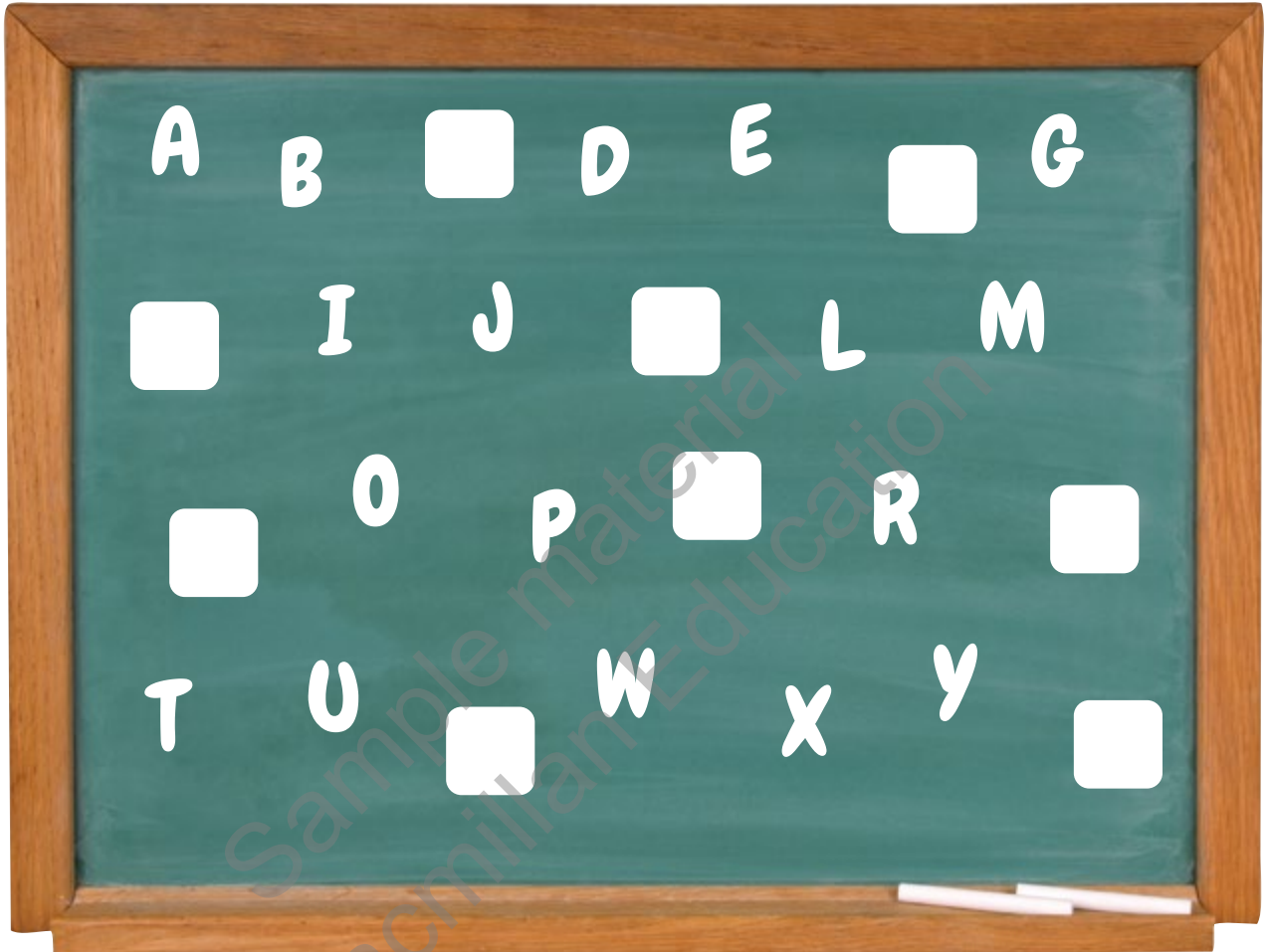
4 Present.









1 Complete the alphabet. Then say.  




2 Circle the letters of your name in Activity 1. Then write your name in the ID card and spell.  

**ID CARD**

3 Listen and write. Then spell.   

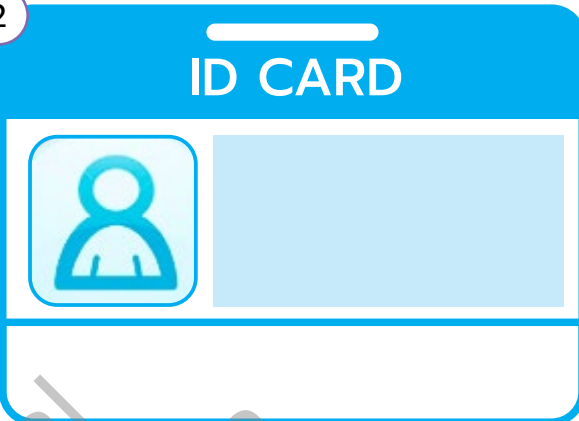
1

ID CARD




2

ID CARD




3

ID CARD



4

ID CARD



4 Complete the names. Then write them in alphabetical order. 

Isab\_\_lla

Ma\_\_ia

L\_\_ura


O\_\_car

Dan\_\_el


\_\_\_\_\_

\_\_\_\_\_

5 Look and write *Yes, I am* or *No, I'm not*. 



6 Circle 8 words and find the odd one out. 



7 Complete. 

My week						
Mon_____	_____day	Wed_____	_____day	Fri_____	_____day	Sun_____

8 Read and circle. 



**Fred**

Hello! / Bye!

Are you **Rick** / **Nick**?

Oh, spell your **name** / **day**, please.

Yes, I **am** / 'am not!

**F-E-D** / **F-R-E-D**.

**Happy!** / **Saturday!**

**Nick**

Oops! / Hi!

No, I **am** / 'am not. My name's Nick.

**N-I-C-K** / **R-I-C-K**. Are you Fred?

Spell your name, **please** / **thanks**.

What's your favourite **day** / **name**?

Oh, my favourite too!

**Exit Ticket**

**What's the missing day?**

Saturday ... Monday                      Friday, Saturday, ...  
 ..., Monday, Tuesday

