

1

Hello!



1 Listen, read and match. Then listen and write the names.  02

1

Hi!

Hello!

I'm Eddie.
What's your name?

I'm Sasha.



2

Hi!

Hello!

My name's Eva.
I'm your 4th grade
teacher. What's
your name?

I'm Marie.



2 Look at Activity 1 again and complete with the names.

1 _____ and _____ are classmates.

2 _____ is a teacher.

3 _____ is a 4th grade student.

3 Act out the dialogues in Activity 1. 

1 Listen and point. Then listen and say.  03

A B C D E F G H I
 J K L M N O P Q R
 S T U V W X Y Z

2 Listen, read and circle or complete. Then say.  04

<p>1 Student Card</p>  <p>Jessie / Jesi</p>	<p>2 Student Card</p>  <p>Eric / Erik</p>	<p>3 Student Card</p>  <p>Sean / Shawn</p>	<p>4 Student Card</p>  <p>_____</p>
--------------------------------------------------------------------------------------------------------------------------------	------------------------------------------------------------------------------------------------------------------------------	--------------------------------------------------------------------------------------------------------------------------------	--------------------------------------------------------------------------------------------------------------------------

3 Play the spelling game. 

Taylor Jerry Chiara
 Leonard Cameron



1 Listen and point. Then listen and say. 



1 happy



2 sad



3 tired



4 bored




5 angry

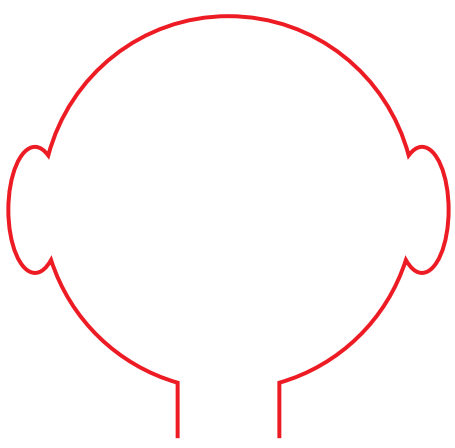
2 Listen, read and complete. Then listen and say. 



3 Practise with a friend. Then draw and complete. 




I'm _____.



My friend is _____.

1 Listen, look and write the names.  07



2 Listen again, read and number. Then listen and say.  07

- Cathy: C-A-T-H-Y
- Cathy: Yes! How are you?
- Cathy: Hi!
- Trip: C... Spell your name, please.
- Cathy: I'm happy!
- Trip: OK. Cathy.
- Cathy: I'm Cathy.
- Trip: Hello! My name's Trip. T-R-I-P. What's your name?
- Trip: I'm OK. And you?

Grammar Trip

Read again and complete.

1 _____ your name?

_____ Cathy

My _____ Trip.

2 _____ are you?

_____ fine.



3 Practise with a friend. 

1 Complete. Then match.

1 What's your _____?

a I'm tired.


2 _____ your name, please.

b M-A-R-Y.

3 How are _____ today?

c My name's Mary.

2 Look at Activity 1 again and tick (✓) the correct picture.



3 Look and complete.

What's _____?

_____ Tony.

_____ are you today?

I'm _____.

pp4-5



Choose a picture and role play.

1 Listen and point. Then listen and say.  08

1 grey



3 yellow



5 white



7 green



9 red



11 blue



2 pink




4 black



6 orange



8 brown



10 purple



2 Listen and colour. Complete. Then listen and say.  09



1 a _____ pencil

4 a _____ backpack

2 an _____ eraser

5 a _____ book

3 a _____ ruler

6 a _____ pen

3 Play a memory game. 

Look!



a ruler / an eraser

Is it a ruler?

Yes, it is.

Is it red?

No, it isn't.

1 Listen and point. Then listen and say. 



one



two



three



four



five



six



seven



eight



nine



ten

2 Play the maths game. 

Nine.



And one.



Ten!



3 Count and complete.

two green rulers


_____ red pens

_____ black books

_____ pink eraser

_____ yellow backpacks

_____ blue pencils





1 Listen and read. Then write and spell the names of the characters.





2 Read the story again. What's the message? Tick (✓).

Remember names.

Be friendly.

Be careful.



Make your 'About me' poster!

Materials




glue



scissors



cardstock paper



your photo

Optional




magazines cut-outs



stickers



glitter






pieces of cloth



EVA foam sheets

Instructions

- 1  Think and complete.
Hi! My name's _____. Today I'm _____. My favourite colour is _____ and my favourite number is _____.
- 2  Write the text on cardstock paper and decorate it. Be creative!
- 3  Share your work with your friends.



1 Look and write.

Hello! I'm your teacher. What's your name? My name's Frida. I'm Tom.



2 Complete. Then say.

T N D F

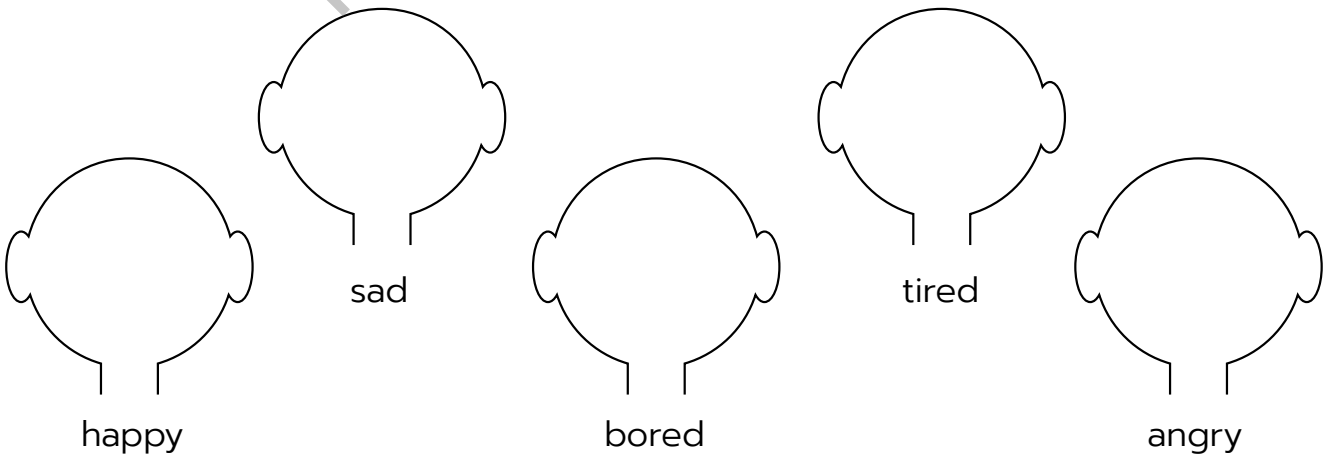
1 A-B-C-

2 R-S- -U

3 M- -O-P

4 -G-H-I

3 Read and draw.



4 Put the words in order. Then number in the correct order.

Lucy name's My

1 _____

your name What's

2 _____?


fine I'm

3 _____?

you today are How

4 _____

5 Look and complete.




6 Answer about you.

1 What's your name?

2 How are you today?

7 Find and circle. Use the correct colours.



8 Colour and write.

1



a red pencil

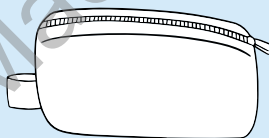
2



3




4



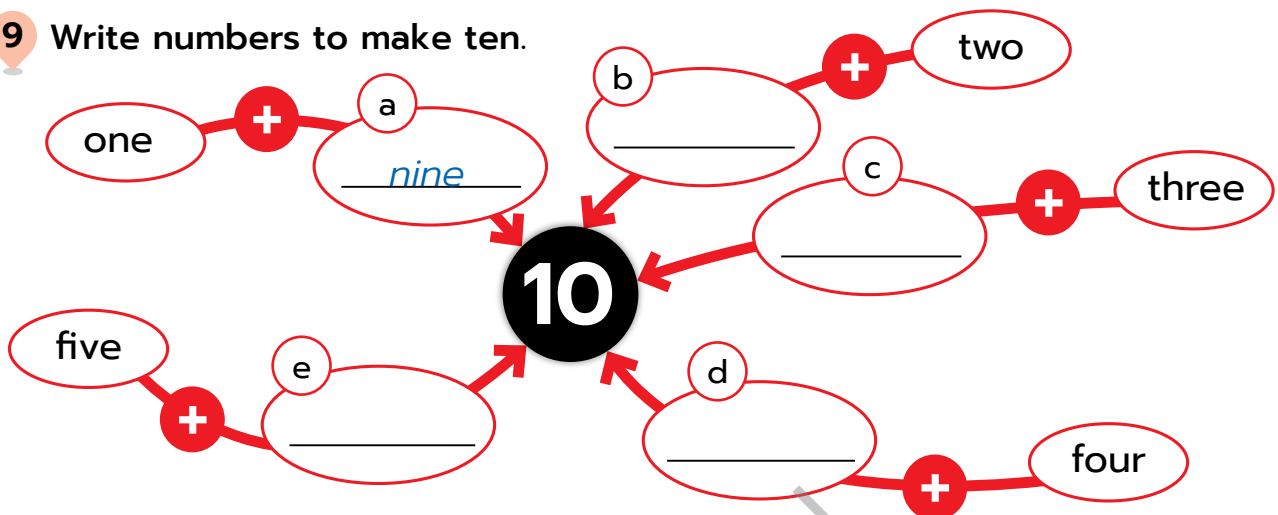
5



6



9 Write numbers to make ten.




10 Look, count and write.



- 1 _____ backpack
- 2 _____ pencils
- 3 _____ erasers
- 4 _____ books
- 5 _____ pens
- 6 _____ rulers

11 Draw and colour your school objects. Then write.



one green pencil _____

Exit Ticket

Write one colour, one number and one feeling.

1 _____ 2 _____ 3 _____

