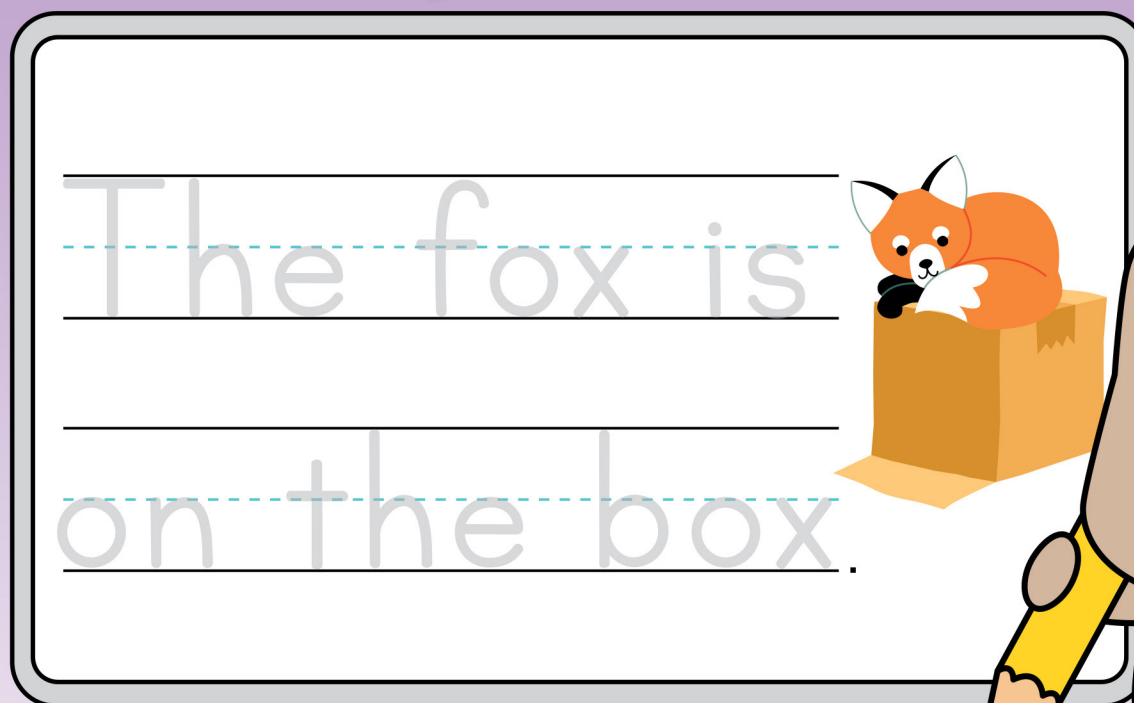


Second
Edition

Doodle Town 3

Literacy Skills Pad



Sandra Fivaz

Unit 9

Name _____



graduation



party



field day



concert



play




parade

My favorite celebration
is a _____.

Name _____


What do you like to do at a party?




I like to _____.

Name _____

Qq



Yy




Zz



Quick! Zip the zipper.



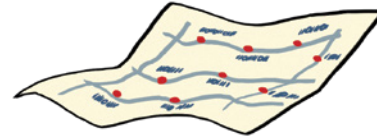
I can zigzag. Can you?



Language: quick, zip, zipper, zigzag; letter-sound correspondence: Qq, Yy, Zz.

Activities: 1 Follow the letters with your finger. Trace inside the letters with a crayon. 2 Draw pictures that start with the letter sound. 3 Trace and read.

Name _____



map



can



sock



run



quack

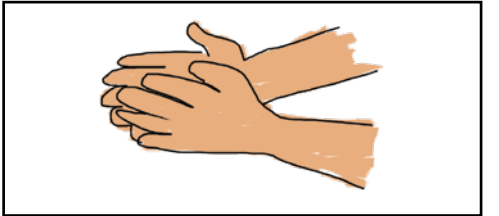
clock




black



clap



van



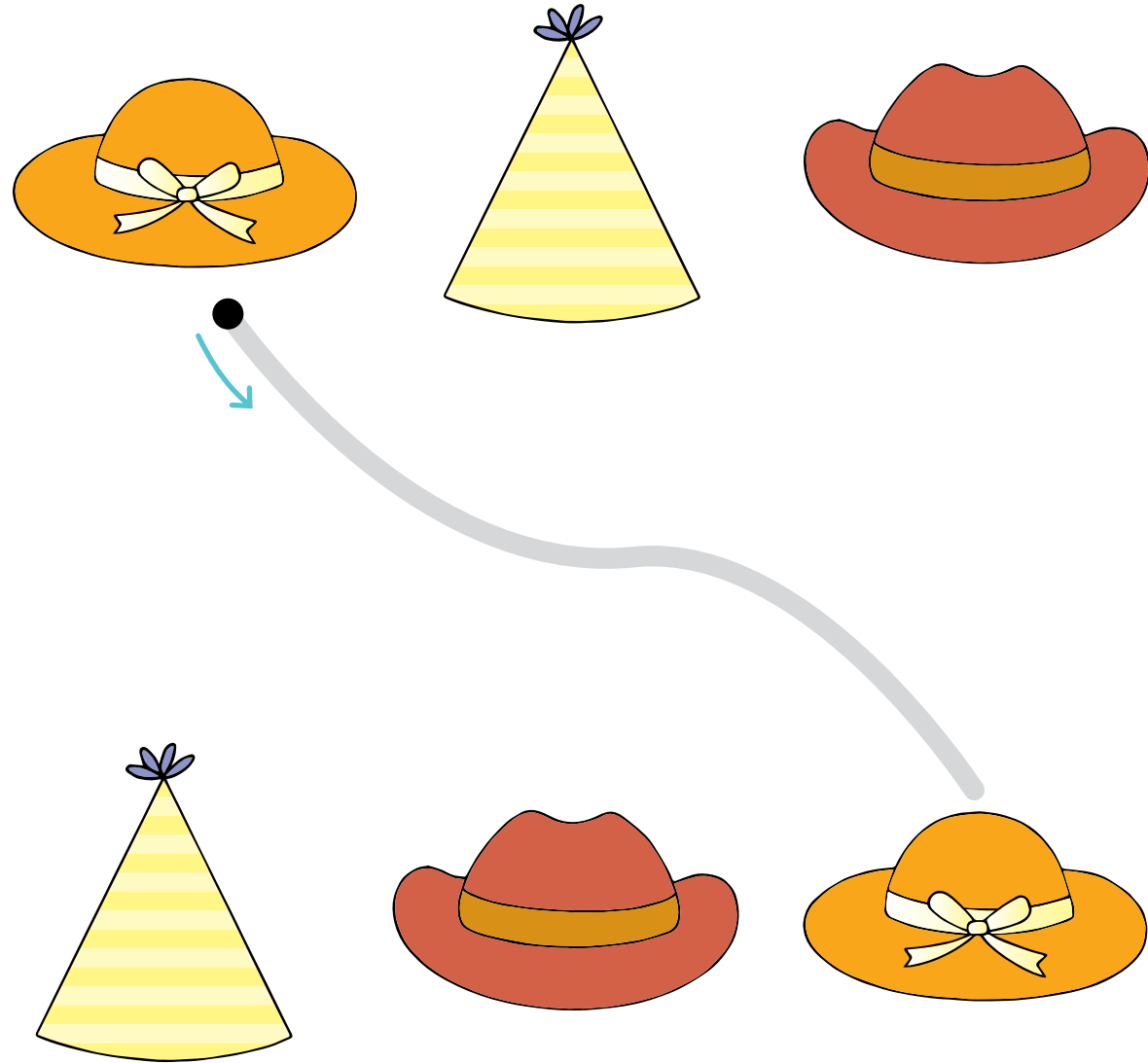
sun



Language: map, can, sock, run, quack, clock, black, clap, van, sun; rhyming words.

Activities: 1 Point and say. 2 Trace and read. 3 Match the rhyming words. 4 Draw a picture for each rhyming word.

Name _____




My hat is _____ and _____.

Language: hat, orange, yellow, red; My hat is (purple) and (blue).
Activities: 1 Look at the pictures. 2 Match the hats. 3 Draw and color your own hat. 4 Trace and complete the sentence. Read.

Name _____



At school, we like to read and write.




We like to count and measure.

We like to play together.



At school, I like
to _____.

Language: school, read, write, count, measure, play; At school, I like to (read). We like to (count) and (measure).
Activities: 1 Point and say. 2 Draw what you like to do at school. 3 Trace and complete the sentence. Read.



Sometimes I don't like to wait, but I can do it! I like to learn and grow!

Fold

Little Reader's




At school, we learn to wait. I try to do my best.



We learn to wait at the playground, too. I try to do my best.

Fold



At home, I learn to wait. I try to do my best.

Language: wait, school, playground, home, learn, grow; I learn to (wait). I try to do my best.

Activities: 1 Make the book. Write your name. 2 Talk about the pictures. 3 Look and read. 4 Trace and color. 5 Sing the Values Song **We Try to Do Our Best**. 6 Take the book home.

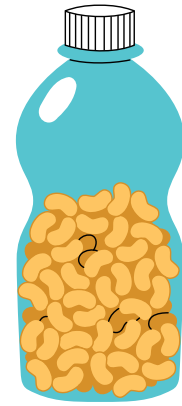


Unit 9
Lesson 8 87

Unit 9 88

Name _____

1 Put beans in the bottle.



2 Tape the paper tube



to the bottle.

3 Play your maracas.



Language: instrument, maracas.

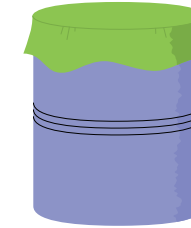
Activities: 1 Trace and read. 2 Read the instructions with an adult. 3 Collect the materials. 4 Follow the instructions to make maracas. 5 Play your maracas and sing *It's Graduation Week*.



1 Cut the balloon.



2 Put the balloon on the can.



3 Put tape on the balloon.



4 Paint your drum.



5 Use pencils. Play your drum.



Language: instrument, drum.

Activities: 1 Trace and read. 2 Read the instructions with an adult. 3 Collect the materials. 4 Follow the instructions to make a drum. 5 Play your drum and sing *My Play Is Today!*