

# 1

# Max's magic book

1 Match the words to the picture.

rubber

book


school bag

pencil case

ruler

pen

pencil



2 Write the words

g s c o b a o i h

1 school bag

l n e c i p

2 \_\_\_\_\_

b e u r r b

3 \_\_\_\_\_

o b k o

4 \_\_\_\_\_

e i r r u

5 \_\_\_\_\_

n e c c a p s i e

6 \_\_\_\_\_

n p e

7 \_\_\_\_\_



### 3 Put the pictures in order.

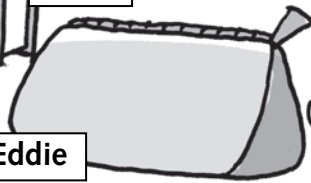
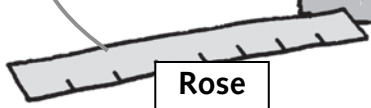


### 4 Match and write the words.

My ruler and my \_\_\_\_\_.

My \_\_\_\_\_.

My \_\_\_\_\_ and my \_\_\_\_\_.



Rose

Max

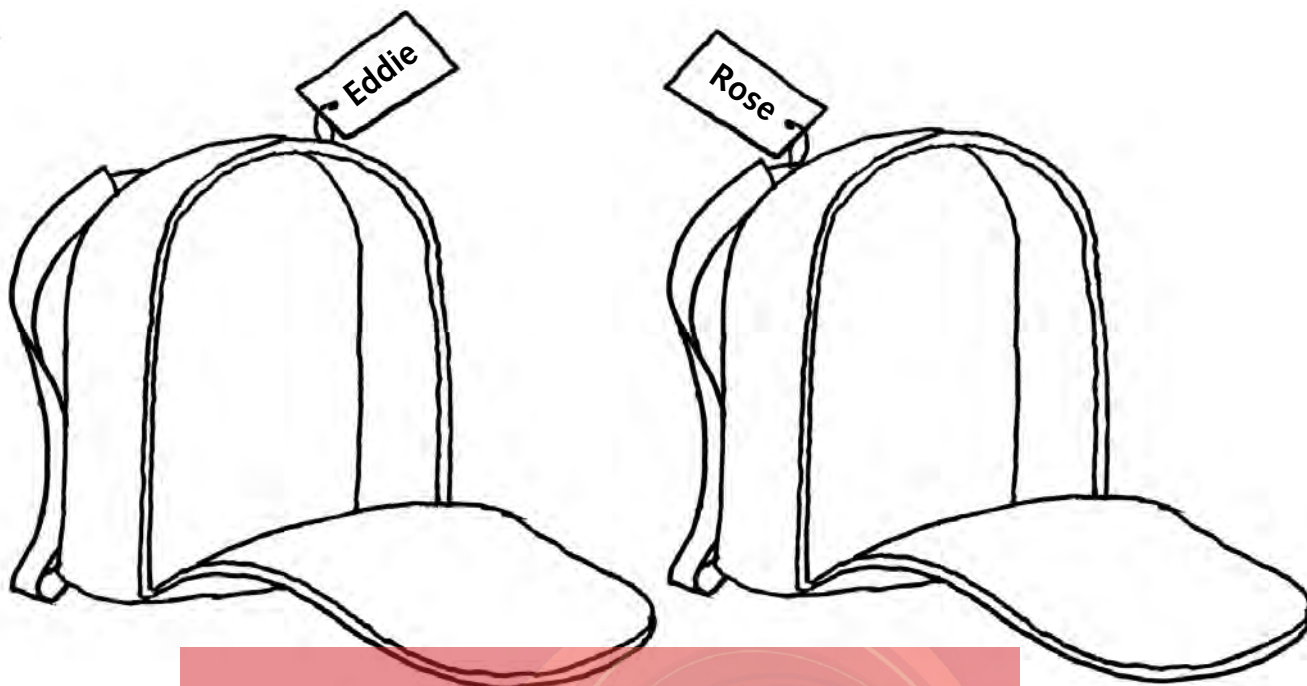
Rose

Eddie

Max


seven

5 Listen and draw the school things.



6 Write the missing words.

Is this your \_\_\_\_\_ ?



Is this \_\_\_\_\_ ?



Is \_\_\_\_\_ ?




\_\_\_\_\_ ?




7 Colour your picture. Ask a friend.



My picture



My friend's picture



What colour's your pen?

It's red.

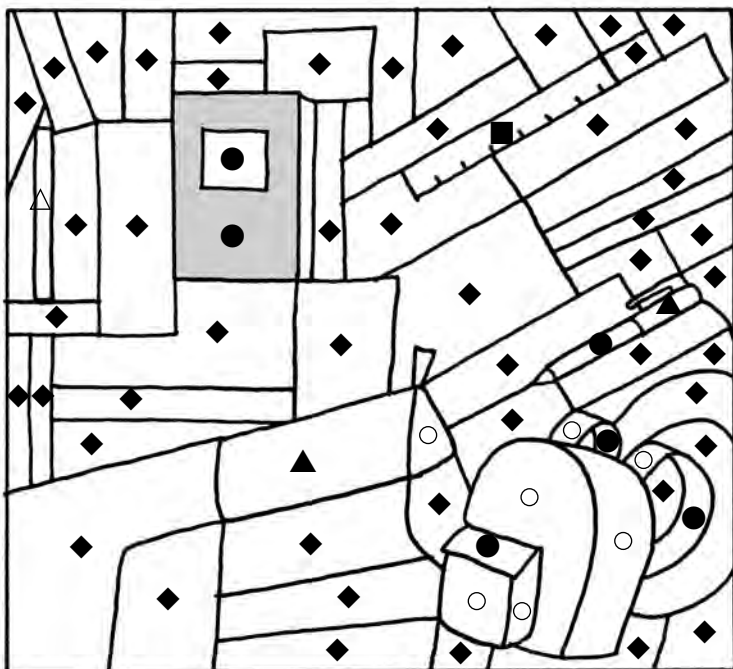


Sample marketing text © Macmillan Publishers LTD



8 Find and colour the objects. Complete the sentences.

● = red   ○ = blue   ■ = yellow   □ = green   ▲ = orange   △ = purple   ◆ = white



A red book.

A \_\_\_\_\_ and \_\_\_\_\_ school bag.


A \_\_\_\_\_ ruler.

A \_\_\_\_\_ and \_\_\_\_\_ pen.

A \_\_\_\_\_ and \_\_\_\_\_ pencil case.

A \_\_\_\_\_ pencil.


9 Count the objects. Colour the pie chart.



- Key**  
red = pencils  
blue = books  
green = rulers  
pink = school bags  
brown = pens  
yellow = pencil cases

## Max's magic words

Read the words and colour the stars.



# I can do it!


## 2 Do the crossword.

### 1 Listen and join up the numbers.

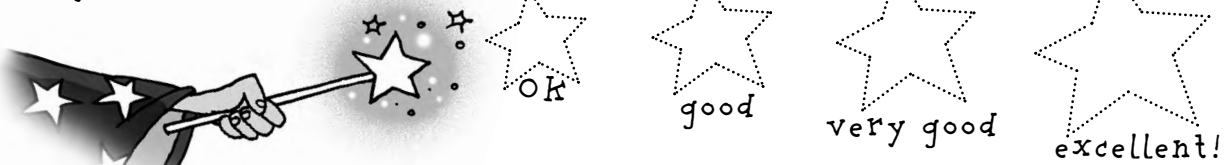
10 7 6 5 2 1 8 4 9 3

### 3 Read and colour the school things.

- a green pen
- a yellow pencil case
- a pink pencil
- a blue school bag
- a purple book
- an orange ruler



My work is ...



My teacher says \_\_\_\_\_