

Lesson 1 Vocabulary

1  Talk about the picture.

Who's at the movie theater?
Where's the baby?

2  Listen, point, and say.
Then quiz a friend.3  Listen, point, and chant.

It's Friday! It's Friday!
What do you want to do?
Let's go shopping, see a movie.
Take a picture, me and you!

It's Saturday! It's Saturday!
What do you want to do?
Let's eat pizza, buy some candy.
Have a chocolate milkshake, too!



1 buy candy

3 take a picture

4 go shopping

5 have a milkshake

6 eat pizza

1 Listen, read, and say.

Clara: I saw a movie last weekend.

Julie: I didn't see a movie. I ate pizza and had a milkshake.

Kevin: I went shopping with my mom and Sid.

Julie: Did you buy anything?

Kevin: Yes, I bought a new shirt. And Sid bought a new hat!

Grammar

I **saw** a movie.

I **didn't see** a movie.

go → **went**

eat → **ate**

have → **had**

take → **took**

buy → **bought**

see → **saw**

Grammar Practice page 107

2 Listen and check (✓). What did Samantha do?









3 Sharebook

A: page 25
B: page 25

My Big Weekend

I had a milkshake last weekend.

I didn't have a milkshake. I went shopping.



1 Look and answer. Who saw a movie?

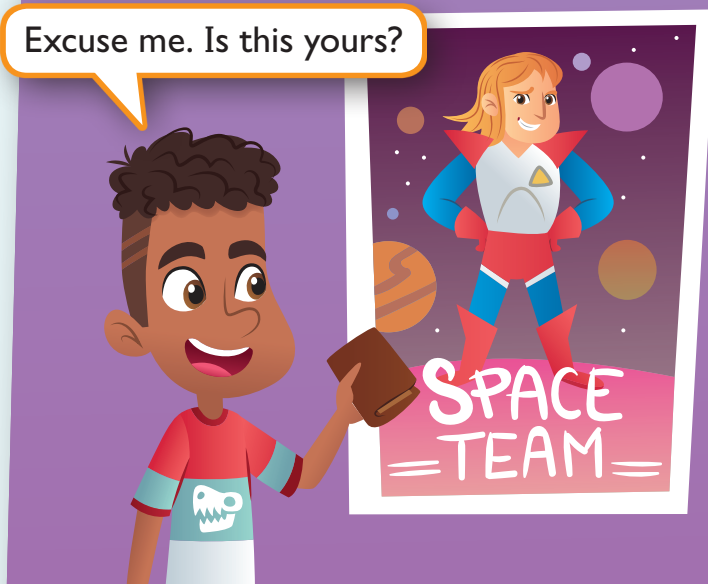
2  Read the story. Then act.

1 Kevin and Sid went shopping last weekend. Kevin bought some candy.



3 Kevin saw a wallet on the floor. He asked a man about it.

Excuse me. Is this yours?



Oh, yes it is! Thank you very much.



- 4 The man was Star Captain from the *Space Team* movie!

Wow! You're Star Captain!



Yes, I am. Here are some tickets for my new movie.

- 5 Kevin and Sid were excited. Kevin's mom took a picture.



- 6 On Sunday, Kevin and his friends saw the new *Space Team* movie.

Look, Kevin. It's our new friend!



Value
Be responsible.

3 Read and write the answers.

- 1 Who bought candy last weekend? _____
- 2 Who had a milkshake? _____
- 3 Who was the man in the sunglasses? _____
- 4 Who took a picture of Kevin and Sid? _____

4 Look and write. Then act.

_____ me.
Is this _____?

Oh, yes, it is! Thank you
_____.

Lesson 4 Vocabulary

1
2.06



Listen, point, and say. Then quiz a friend.



1 read a book



2 write a poem



3 do karate



4 sing a song



5 make a video



6 build a tree house



7 draw a picture

2
2.07



Write the missing words. Then listen and sing.

Did You Have A Good Weekend?



1 Did you _____ karate last weekend?

Did you read a book or _____ a song?

Did you _____ a tree house with a friend?

Did you have a good weekend?

Yes, I did. Yes, I did.

I had a great weekend!



2 Did you _____ a poem last weekend?

Did you _____ a picture or play a game?

Did you _____ a video with a friend?

Did you have a good weekend?

Yes, I did. Yes, I did.

I had a great weekend!



3  Give clues. Guess!

You do this with a pencil.

Write a poem!



1 Listen, read, and say.

Matt: What did you do last weekend, Kevin?

Kevin: I did karate. What did you do?

Matt: I made a video with Sid and Suzy.

Kevin: Really? What did they do?

Matt: Well, Suzy built a tree house.

Kevin: And what did Sid do?

Matt: Sid watched!



▶ Grammar

What **did** you **do** last weekend?

I **made** a video.

What **did** they **do**?



They **built** a tree house.

make → **made** read → **read** build → **built** sing → **sang**
do → **did** write → **wrote** draw → **drew**

Grammar Practice page 107



2 Listen and circle. What did Lily do last weekend?



3



Sharebook

A: page 27
B: page 29

Guess Who!

What did you do last weekend?



I did karate.



1 Look. What are the people doing?



2 Read the text. How do people make movies?

Movie Magic

Many movies today are **animated**. Animated movies can have talking animals or robots in space. Animated movies are amazing!



In the past, animated movies were black and white. Artists drew black and white pictures with pencils and paper. Then a **director** made the pictures into a movie.



These days, animated movies are not black and white. They are **colorful**. An **animator** is a person who makes animated movies. Today, animators use computers to make animated movies and television shows.




First, artists draw 3D characters with computers. Then animators move the characters and give them **voices**. Animators can work on one movie for many years!

Animators can use **models** to make movies, too. Models are small characters. Animators move the models and take lots of pictures. Then a director puts the pictures together to make a movie.



3  Think and answer.

Do you like animated movies?
What's your favorite animated movie?

1  **Read the text again. Then discuss.**

- 1 How do animators make movies today?
- 2 Do animators work on movies for a long time?
- 3 What are models?


2  **Project Make a movie poster.**

Think of a new animated movie.

Talk about the movie.

Make a poster for the movie.

Write your names on the poster.

3  **Share it! Share your poster with the class.**



In this movie, animals do karate.

The chicken is very funny.



Share at Home

Share your favorite animated movie with your family.

1 Listen, point, and chant.



2 Listen and repeat. Then read and say.

1	be	me	we	he	she	the
2	see	seed	feed	sweep	teeth	green
3	eat	meat	heat	speak	peach	peas

REVIEW

4	rain	paint	play	gray	wait	tail
5	home	use	nose	cute	rice	page

3 Listen, read and say.

I like to eat green peas.



I brush my teeth each day.



1 Play Four in a Row! Use the language from Unit 4.

<p>Did he buy...?</p> 	<p>She didn't ...</p> 	<p>Name two things you did last weekend.</p>	<p>Spell it.</p>  <p>do _____</p>
<p>Name two things you read last week.</p>	<p>Spell it.</p>  <p>_____ a song</p>	<p>Did she go...?</p> 	<p>He didn't ...</p> 
<p>Spell it.</p>  <p>make a _____</p>	<p>Name two things you saw last week.</p>	<p>He built ...</p> 	<p>Ask a question.</p> 
<p>She saw ...</p> 	<p>Ask a question.</p> 	<p>Spell it.</p>  <p>_____</p>	<p>Name two foods you ate yesterday.</p>

How to Play

- 1 Collect eight markers.
- 2 Choose a space. Look, read, and answer.
- 3 Put a marker on the space.
- 4 Get four markers in a row to win.

2 Now complete your Progress Tracker in the Workbook.





A Weekend in Tokyo

1 Look at the pictures. What fun things can you see?



2 Read the article. What is the name of the mountain near Tokyo?

Tokyo is the capital of Japan. You can do a lot of things on the weekend in Tokyo. You can go shopping, go to the fish market, or eat some ramen. Ramen is a hot soup with noodles.



The Rainbow Bridge goes from Tokyo to Odaiba. Odaiba is a popular area on the weekend. In Odaiba there is a big Ferris wheel, a roller coaster, and a very tall robot.



Tokyo has a lot of parks. You can take a walk, ride a bike, or have a picnic under the cherry trees. In spring the cherry trees have pink flowers.




Finally, you can take a train from Tokyo to Lake Ashinoko. On a sunny day you can go on a boat and take pictures of Mount Fuji from Lake Ashinoko. Mount Fuji is a very special mountain in Japan.



3 Read and write the answers.

- 1 What is the capital of Japan? _____
- 2 What can you eat in Tokyo? _____
- 3 Where does the Rainbow Bridge go to? _____
- 4 What color are the cherry trees in spring? _____
- 5 What can you see from Lake Ashinoko? _____

- 4  **Share Your World** What can you do on the weekend in your city? Discuss and write in your Workbook.



Listening



1 Listen and check (✓). There is one example.

What did the clowns do?



A



B



C

1 What did Ben do last weekend?



A



B



C

2 What did Rose do after school?



A



B



C

3 Where did Josh go on Saturday?



A



B



C

4 How did Toby and his friends go to the shopping mall yesterday?



A



B



C

5 What did the children do on Sunday?



A



B



C