

5 My Toys

Lesson 1 Vocabulary



1
2.24



Listen, point, and say.



2
2.25



Listen, point, and chant.



Lesson 2 Grammar

1 Listen, point, and say.    

 Grammar

I **have** a puzzle.

I **don't have** a red ball.

don't = do **not**




2 Listen and circle.   



3  Sharebook

A: page 31
B: page 32

Spot the Difference!



1
2.28



Listen and point. Then act.



1

This is my dog, Jake.

Wow! Who's this?

Hello, Jake!



2

Come on, May. Let's clean up!

OK!



3

Look! I have a yellow car.

Great! Put the car here, please.



4 And I have pens.


Put the pens here, May.



5 OK, time to go home!

Thanks, May!
Thanks, Alex!

Bye, Jake! Oh!



6 Put the ball here, Jake!

Value
Clean up!

2 Look and circle the value.  



Lesson 4 Vocabulary

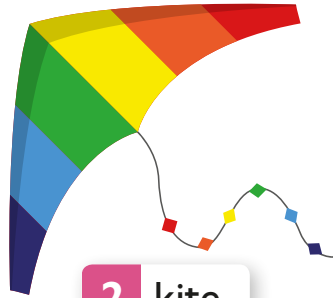
1
2.29




Listen, point, and say.




1 bike




2 kite




3 video game



4 robot



5 skateboard



6 yo-yo

2
2.30



Sing and act.



I Have a Bike!



Lesson 5 Grammar


1 Listen, point, and say. 🎧 👉 🗨️

▶ Grammar

Do you **have** a kite?
No, **I don't**.
I do!



2 Listen and number. 🎧 ✎ 3



3  **Sharebook** A: page 33 B: page 33 **Pairs**



Lesson 6 Social Studies



1 Look! What can you see in each photo? 👁️ 👁️

2
2.33



Listen and point.



Making Toys

1



2




3



1 Make a paper plate car.



2 Share it! Share and say.



I have a blue car.

I have a purple and brown car.

Lesson 8 Phonics

1 Listen, point, and say. 🎧 👉 🗨️

Kk Tt Uu Vv

2 Listen, say, and match. 🎧 🗨️ ✎️



1 •

• Kk •

• 2



3 •

• Tt •

• 4



5 •

• Uu •

• 6



7 •

• Vv •

• 8



3 Listen and circle. 🎧 ✎️

1 k v

2 u v

3 k t

4 t u


5 u v t

6 v k t


7 t u k


8 k v u

4 Point and chant. 👉 🗨️ 🗨️




1  **Play Round and Round!** Use the language from Unit 5. 


START 




I don't have a ...



Do you have a ...?




Name it.




Spell it.

__-e-d-d-y
__-e-a-r




Do you have a ...?




Spell it.


__-k-a-t-e
b-o-a-r-d




Do you have a ...?



Lose a turn!




Name it.



I have a ...

How to Play

- 1 Spin. Then move your marker.
- 2 Look, read, and answer.
- 3 Blue space = 1 point.
- 4 Yellow space = 2 points.
- 5 Get 10 points to win!



2 **Now complete your Progress Tracker in the Workbook.**

