









Student A

Student B



NAME:	① ME!	② _____	③ _____	④ _____
				
				
				
				
				
				
				
				

How to Play:

Students A and B: Work with another pair. Write your names in the chart. Then complete the Me! column. Use a check (✓) or cross (✗).

Students A and B: Work together to ask, answer, and complete the information in column 2. Then change partners and complete columns 3 and 4.

Example:

Student A: *Do you like pears?*


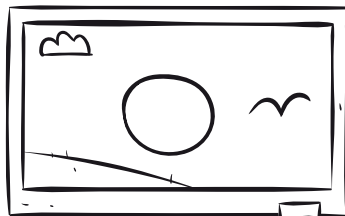


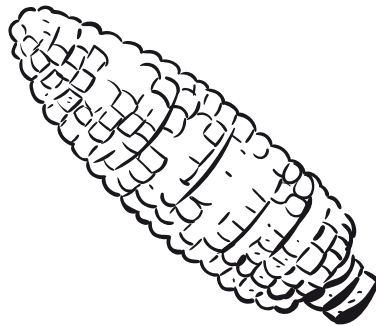



Student B: *No, I don't.*

Student A: *Does she like pears?*

Student B: *Yes, she does!*



Student A



Breakfast

Lunch

Dinner


How to Play:

Students A and B: Place the food cards face up in a pile.
 Place the meal cards face down in a pile.
 Student A: Pick a meal card. Ask Student B a question.
 Student B: Choose two food cards and answer the question.
 Keep the food cards. Put the meal card back in the pile.
 Continue until all the cards are gone. Then change roles.









Example:

Student A: *What do you want for dinner?*
 Student B: *I want a burger and pie, please.*

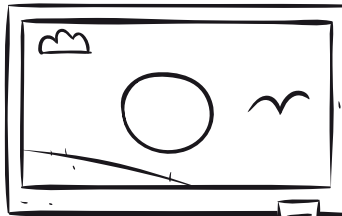





Student B



Breakfast



Lunch



Dinner

How to Play:

Students A and B: Place the food cards face up in a pile.
 Place the meal cards face down in a pile.
 Student A: Pick a meal card. Ask Student B a question.
 Student B: Choose two food cards and answer the question.
 Keep the food cards. Put the meal card back in the pile.
 Continue until all the cards are gone. Then change roles.

Example:

Student A: *What do you want for dinner?*
 Student B: *I want a burger and pie, please.*

