


# No Thumbs!

Written by Elena Kendrick



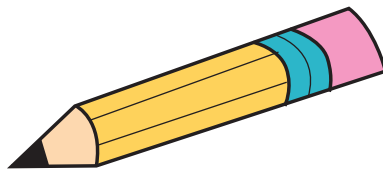
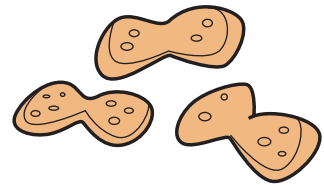
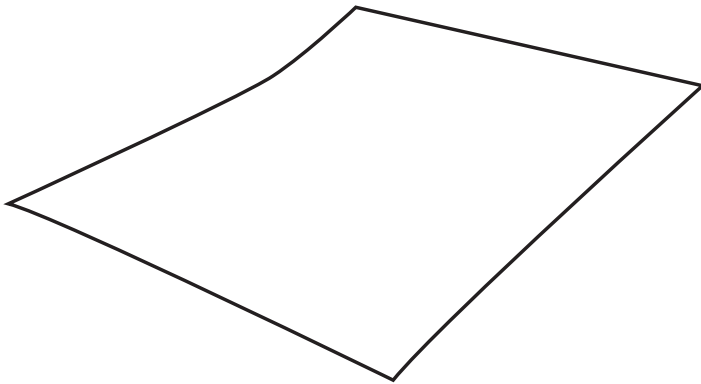
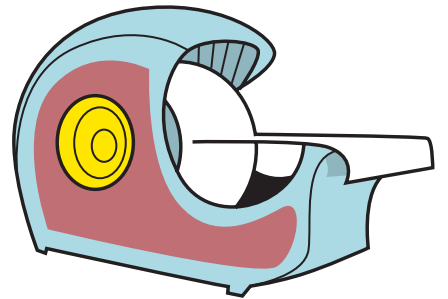
Illustrated by Rémy Simard

Did you know that you have two very special tools attached to your hands? They're your thumbs! Most animals don't have thumbs but humans, apes, chimpanzees, gorillas and a few other animals do.



Have you ever wondered what it feels like to pick things up without your thumbs? You're going to find out!

You need: tape  
paper  
a pencil  
a coin  
a knife and fork  
a banana  
unshelled peanuts



First of all, hold your hands out with your palms facing up. Now ask another student to tape your thumbs to your palms. Suddenly you have no thumbs!



Now try these simple everyday activities.

- 1 Write your name on the piece of paper with the pencil.
- 2 Tie your shoelaces. If you don't have laces, tie a friend's laces!
- 3 Ask a friend or your teacher to put the coin on your desk. Now try to pick it up.
- 4 Peel the banana.
- 5 Use the knife and fork to cut the banana into three pieces.
- 6 Take the shell off one of the peanuts and eat it.

