



unit
1

The Sun and the Wind



The Sun and the Wind are always arguing. The Sun thinks he is stronger than the Wind. The Wind thinks he is stronger than the Sun.

Scene 1

Setting In the sky

Characters The Sun, the Wind, the Cloud, the Man

The Sun and the Wind often argued. The Sun thought he was stronger than the Wind. The Wind thought he was stronger than the Sun. One day they met in the sky. The little Cloud was near them.

The Wind: I'm very strong. I'm stronger than the rain. I'm stronger than the snow. I'm stronger than you!

The Sun: I'm very strong. I'm stronger than the rain. I'm stronger than the snow. I'm stronger than you!

The Wind: No, you are not!

The Sun: Yes, I am!

The Wind: I can blow and blow. Yesterday, I blew the trees and made them fall over. I blew the clouds and made them move.

The Sun: I'm made of fire. I can burn and burn. Yesterday, I shone on the dry grass and it caught fire. I shone on the water in the river and it dried up.

The Cloud: You are always arguing! I've got an idea. We can see who is stronger. We can have a test.

The Wind: A test? What do you mean?

The Cloud: There's a Man walking in the valley. He's wearing a heavy coat. Let's see who can make the Man take off his coat.

The Wind: I can do that.

The Sun: I can do that.



Scene 2

Setting	<i>In a valley</i>
Characters	<i>The Wind, the Sun, the Man</i>

The Man is walking in the valley. The Cloud tells the Wind to try first.

The Wind: I'm going to blow and blow. I'm going to blow off the Man's coat.

The Wind blew and blew.

The Man: It's very windy! I must hold on to my coat.

The Wind: I must blow harder. The Man is holding on to his coat.

The Wind blew and blew but the Man held on to his coat.

The Wind: I'm very tired. I cannot blow any more.

Now it was the Sun's turn.

The Sun: I'm going to use my fire and shine and shine.

Sample marketing text © Macmillan Publishers LTD

The Man: It's getting hotter and hotter.



The Sun: Look! The Man is getting hot.

The Man: I'm very hot. I must take off my coat.

The Sun: Look! The Man is taking off his coat. My fire made the Man take off his coat. I win! I am stronger than the Wind.



Comprehension

1 Look back. Find the correct answers. Circle them.


- | | | |
|---|----------------------|------------------------|
| 1 The Wind thought it was stronger than | a the rain. | b the cloud. |
| 2 The Sun burnt | a the trees. | b the grass. |
| 3 The Man was wearing | a a coat. | b a jumper. |
| 4 When the Wind blew, the Man | a took off his coat. | b held on to his coat. |
| 5 When the Sun shone, the Man | a took off his coat. | b held on to his coat. |

2 Discuss your answers to these questions.

- 1 Why does the Wind think it is stronger than the Sun?
- 2 Why does the Sun think it is stronger than the Wind?
- 3 The Cloud wants to stop them arguing. What is his idea?
- 4 Do you think the Cloud's idea was a good one? Why? Why not?
- 5 How do you think the Wind felt when the Man took off his coat?

Vocabulary

It's fun to make words from the letters in other words.



Look:

y e s t e r d a y - y e s

y e s t e r d a y - d a y

y e s t e r d a y - s t a y

y e s t e r d a y - d a t e

1 Make three words from:

- | | | | |
|-------------------|---------------|-------|-------|
| 1 s t r o n g e r | <u>strong</u> | _____ | _____ |
| 2 w e a r i n g | _____ | _____ | _____ |
| 3 h a r d e r | _____ | _____ | _____ |





Language building



Remember!
A **noun** is a naming word.

A **proper noun** is a special naming word. It begins with a **capital letter**.



a tree


Ben


1 Write the *proper nouns* with *capital letters*.

penny coat wednesday valley
bernie wordsworth grass july

There are five proper nouns to find.



Penny



MACMILLAN
EDUCATION

Remember!
An **adjective** tells us more about a **noun**.
Sample marketing text © Macmillan Publishers LTD

the grass

noun

the **dry** grass

adjective

grass


noun

2 Write the *adjective*.

- 1 The orange sun came up in the morning. orange
- 2 The long grass moved in the wind. _____
- 3 I can see a dark cloud. _____
- 4 The man is wearing a heavy coat. _____
- 5 A cloud covered the hot sun. _____

Remember!
Adverbs tell us more about verbs.
They tell us 'how' something was done.

I must blow **harder**.



3 Use these *adverbs* in sentences.
Write in your copy book.

quickly brightly slowly



Language Book samples

Grammar

Do you remember the play about the Sun and the Wind?



Yesterday, the Wind **blew** the trees.
It **made** the trees fall over.

Yesterday, the Sun **shone** on the grass.
The grass **caught** fire.

1 Write the *past tense*.

- | | | |
|--------------------|---------------|---------------|
| 1 make <u>made</u> | 2 have _____ | 3 take _____ |
| 4 hold _____ | 5 shine _____ | 6 catch _____ |
| 5 blow _____ | 8 see _____ | 9 burn _____ |

Check in the word snake. Were you right?



2 Ask and answer.

Choose from these verbs: catch fall blow have see burn

- | | | | | |
|----------------|------------------------------|-----------------|----|----------------|
| 1 wind – trees | Did the Wind blow the trees? | Yes, it did. | or | No, it didn't. |
| 2 trees – over | 3 Sun – grass | 4 grass – fire | | |
| 5 Cloud – Man | 6 Man – thin coat | 7 Wind – softly | | |

3 Are these sentences true or false? Circle.

- | | | |
|-----------------------------------|------|--------------|
| 1 The Wind blew a house over. | true | <u>false</u> |
| 2 The Sun burnt a forest. | true | false |
| 3 They saw a woman in the valley. | true | false |
| 4 The Man had a heavy coat. | true | false |
| 5 The Man held on to his hat. | true | false |

Correct the false sentences. Say, then write in your copy book.

Like this: The Wind did not ...

Turn to
Fluency Book 4
Programme 1.





1

Spelling



Some words end in **ey** which makes a sound like **ee**.




valley



key

1 Complete the words with **ey**.

1



turk_e_y

2




monk__ _

3



chimn__ _

4



jock__ _

Read the words. Discuss what they mean.

2 Write **ey** words. Read the words.

1 We spend this. _ _ _ _ _

2 Bees make this. _ _ _ _ _

3 This animal looks like a horse. _ _ _ _ _



3 Choose three **ey** words from this page.

Make a sentence about each word. Write in your copy book.

Like this: I lost my key in the river.



Class writing

Write the next scene of the play.

- The Wind is very angry. It wants to try again.
- The Sun says it will try again.
- The Cloud sees the Woman wearing a hat.

What will happen in your scene?

- Can the Wind blow off the Woman's hat?
- Can the Sun make the Woman take off her hat?



1 Fill in the box. Look back at page 8 to do this.

Setting	_____
Characters	_____

2 What are the characters doing at the start of the scene?

3 What do the characters say?

Character	What the character says
The Wind	Let's try again. I can make the Woman take off her hat.
The Sun	_____

Finish the scene in your copy book.



Reading for enrichment

1

The Great Fire of London

A long time ago, a lot of houses in London were made of wood. There were many wooden houses close together in small streets. A lot of the wooden houses had thatched roofs. One of the small streets was called Pudding Lane. In Pudding Lane, Mr Farynor had a baker's shop. On 2 September 1666, the Great Fire of London started in Mr Farynor's shop.

A spark from the bakery fire lit some hay in the yard. It was early in the morning and only a few people were awake. No one saw the fire until houses near the baker's shop were burning. The fire reached a building full of oil and candles. The building, the candles and the oil burnt. No one could stop the fire.

Men tried to put out the fire with buckets of water but it did not work. The fire got to London Bridge. It burnt all the wooden houses on the bridge.

The Great Fire did not stop for five days. It burnt London Bridge, 13,000 houses and 97 churches. Nine people died.

In the end, men filled some houses with gunpowder. They blew up the houses to make an empty space. The fire could not cross the empty space and so it stopped.

