

Name: _____

Class: _____

Where does our rubbish go? Worksheet 1

1 Circle the materials and write them in the correct column.

Natural resources:



1 o il



2 r _____
and m _____



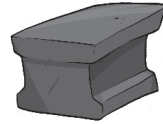
3 t _____

s	q	o	a	u	t	o	n	v	t
v	m	i	n	e	r	a	l	s	z
w	e	l	c	r	e	e	l	d	v
o	t	p	a	p	e	r	o	c	d
n	a	q	u	v	r	o	c	k	s
p	l	a	s	t	i	c	o	t	t
t	o	g	l	a	s	s	l	r	u


Materials we can recycle:



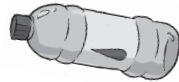
1 g _____



2 m _____



3 p _____



4 p _____

2 Complete the text. Colour the poster.

magazines ~~bottles~~ boxes bags

Save our natural resources. Recycle your...



1 bottles

2 _____

3 _____

4 _____

PHOTOCOPIABLE

Name: _____

Class: _____

Where does our rubbish go? Worksheet 2

1 Complete the crossword.

1 l
o
r
y

2 r
e
c
y
c
l
i
n
g
b
i
n

3 p
a
p
e
r
m
a
g
a
z
i
n
e

4 f
a
c
t
o
r
y

5 t
r
u
c
k

6 g
l
a
s
s
b
o
t
t
l
e

7 d
u
s
t
m
e
n

8 k
i
t
c
h
e
n
w
a
s
t
e

2 Match the questions to the answers.

- 1 Who collects our rubbish?
 - 2 What do people throw away?
 - 3 Why should we recycle?
 - 4 What can we recycle?
 - 5 Where can we recycle?
- a Recycling saves our natural resources.
 - b The dustmen collect our rubbish.
 - c Lots of things, like kitchen scraps and green garden waste, paper, glass, metal, plastic and other materials.
 - d You can find recycling bins in the streets, in parks and in schools.
 - e We can recycle plastic and glass bottles, paper magazines and metal drinks cans.

Name: _____

Class: _____

Where does our rubbish go? Worksheet 3

1 Find, circle and match.

1



s	n	o	w	y	o	w	l
b	e	a	c	h	v	d	c
o	o	c	r	n	t	q	r
w	i	f	i	s	h	l	i
t	n	y	s	a	e	n	v
e	e	t	p	i	s	h	e
y	r	z	s	e	a	p	r

4




2




5



3



6



2 Complete the sentences.

fishing snowy rubbish plastic beach
very throw angry ~~sea~~ letter

- 1 Jilly and Jake live by the sea.
- 2 Jilly and Jake throw a lot of _____ in the sea.
- 3 The birds, fish and crab are _____ with Jilly and Jake.
- 4 Jilly and Jake _____ a lot of rubbish in the river.
- 5 The animals are _____ angry with Jilly and Jake.
- 6 Anak and Yanouk are _____.
- 7 They find _____ bags in the sea.
- 8 Anak and Yanouk write a _____.
- 9 A _____ owl gives the letter to Jilly and Jake.
- 10 Jilly and Jake pick up all the rubbish on the _____.

PHOTOCOPIABLE

Name: _____

Class: _____

Where does our rubbish go? Worksheet 4

1 Write the words from the *Let's Recycle* story in the correct column.

cake box ~~windy~~ paper bag sunny cold biscuits
sandwich plastic bottle drinks can chicken

Weather	Rubbish	Food
windy		

2 Match the sentences and the speech bubbles with the pictures.


- 1 Jilly drinks a bottle of orange juice and Jake eats a bag of crisps.
- 2 The next day, the children give the letter to a snowy owl.
- 3 As the children finish their picnic, the snowy owl arrives.
- 4 Jilly and Jake recycle all their rubbish.

I love crisps.

This bin is for recycling metal.

It's got a letter.

Please give this letter to the children who throw rubbish in the seas and rivers.



Answer Key

Where does our rubbish go?

Worksheet 1

1 Circle the materials and write them in the correct column.

s	q	o	a	u	t	o	n	v	t
v	m	i	n	e	r	a	l	s	z
w	e	l	c	r	e	e	l	d	v
o	t	p	a	p	e	r	o	c	d
n	a	q	u	v	r	o	c	k	s
p	l	a	s	t	i	c	o	t	t
t	o	g	l	a	s	s	l	r	u

1 oil, 2 rocks and minerals, 3 tree, 1 glass, 2 metal, 3 paper, 4 plastic

2 Complete the text. Colour the poster.

1 bottles, 2 bags, boxes, magazines

Worksheet 2

1 Complete the crossword.

1 lorry, 2 recycling bin, 3 box, 4 factory, 5 magazine, 6 glass, 7 dustcart, 8 dustman

2 Match the questions to the answers.

1 b, 2 c, 3 a, 4 e, 5 d

Worksheet 3

1 Find, circle and match.

s	n	o	w	y	o	w	l
b	e	a	c	h	v	d	c
o	o	c	r	n	t	q	r
w	i	f	i	s	h	l	i
t	n	y	s	a	e	n	v
e	e	t	p	i	s	h	e
y	r	z	s	e	a	p	r

2 Complete the sentences.

1 sea, 2 rubbish, 3 angry, 4 throw, 5 very, 6 fishing, 7 plastic, 8 letter, 9 snowy, 10 beach

Worksheet 4

1 Write these words from the story in the correct column.

Weather: windy, sunny, cold

Rubbish: box, paper bag, plastic bottle, drinks can

Food: cake, biscuits, sandwich, chicken

2 Match the sentences and the speech bubbles with the pictures.

1 I love crisps. c

2 Please give this letter to the children who throw rubbish in the seas and rivers. b

3 It's got a letter. a

4 This bin is for recycling metal. d