
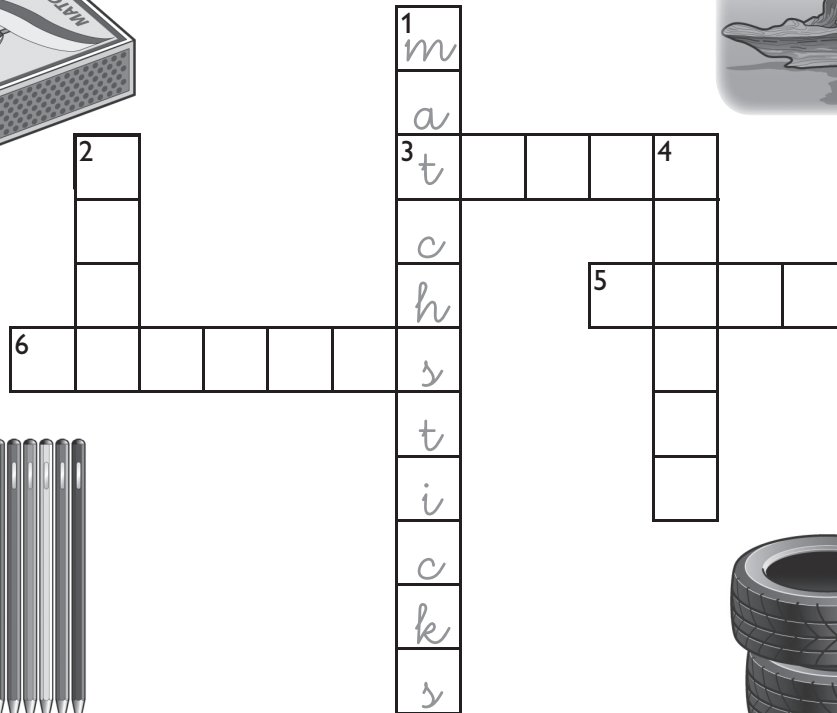

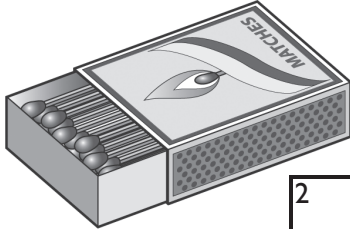


Name: \_\_\_\_\_

Class: \_\_\_\_\_

# Incredible Sculptures Worksheet 1

## 1 Complete the crossword.



- 1 The sculpture of Hogwarts is made with these ...
- 2 ... and it is stuck together with this.
- 3 What is the sculpture of a rhinoceros made with?
- 4 The sculpture of a face is made with plastic knives, forks and ... .
- 5 The sculpture of a horse is made with something found on a beach.
- 6 The abstract sculptures are made with something colourful that you draw with.

## 2 Match the two halves of each sentence.

- 1 You can see the sand sculpture \_\_\_\_\_ in London.
- 2 You can see famous, stone sculptures \_\_\_\_\_ on the beach.
- 3 You can see the traffic light sculpture \_\_\_\_\_ under the sea.
- 4 You can see the underwater sculptures \_\_\_\_\_ in a museum.

PHOTOCOPIABLE

Name: \_\_\_\_\_


Class: \_\_\_\_\_

## Incredible Sculptures Worksheet 2

1 Match the expressions with the same meaning.

- |                            |                   |
|----------------------------|-------------------|
| ① <i>It's incredible!</i>  | It's fine.        |
| ② <i>It's interesting.</i> | It's amazing!     |
| ③ <i>It's strange.</i>     | It's very bad.    |
| ④ <i>It's okay.</i>        | It's frightening. |
| ⑤ <i>It's scary.</i>       | It isn't boring.  |
| ⑥ <i>It's terrible!</i>    | It's unusual.     |

2 Look at *Incredible Sculptures* again. Answer the questions about the sculptures.



① Do you like the sand sculptures on page 4?

\_\_\_\_\_

② Do you like the city sculpture on page 6?

\_\_\_\_\_

③ Do you like the underwater sculptures on page 7?

\_\_\_\_\_

④ Do you like the abstract sculptures on page 9?

\_\_\_\_\_

Name: \_\_\_\_\_

Class: \_\_\_\_\_

## Incredible Sculptures Worksheet 3

1 Read *A Thief in the Museum* again. The underlined words are incorrect. Write the correct words.

- 1 One Saturday afternoon, Olga, Anna and Charlie are at the cinema.  
art museum
- 2 They see a sculpture by Vincent Van Vole and a photo by the famous artist, Maurice Morello. \_\_\_\_\_
- 3 The next week, the Morello painting is missing. \_\_\_\_\_
- 4 The children look under the museum. They find broken glass and a footprint.  
\_\_\_\_\_
- 5 At first, they think Mr Crusty, the teacher, is the thief. \_\_\_\_\_
- 6 But then they find a digital camera in Mr Van Vole's sculpture. \_\_\_\_\_
- 7 Anna says that Mr Van Vole is the teacher. \_\_\_\_\_
- 8 Mr Plodder says that the children are very good police officers.  
\_\_\_\_\_

2 Complete the speech bubbles.

- 1 Ladies and gentlemen, this is my new sculpture.



- 2 We \_\_\_\_\_ Mr Crusty, the baker, has got the painting.



- 3 I prefer this painting \_\_\_\_\_ Maurice Morello.



- 4 This isn't a mobile phone, Mr Van Vole. This \_\_\_\_\_ your sculpture.



- 5 The \_\_\_\_\_ painting by Morello is missing.



- 6 Mr Crusty has got a new \_\_\_\_\_ for his shop.



PHOTOCOPIABLE

Name: \_\_\_\_\_

Class: \_\_\_\_\_

## Incredible Sculptures Worksheet 4

1 Spot the five differences. Write the sentences under the correct picture.

The window is broken. ~~The window isn't broken.~~ Charlie is in front of the sculpture.  
Charlie is behind the sculpture. It's Sunday. It's Saturday.  
The police officer is reading. The police officer is writing.  
The painting is missing. The painting isn't missing.



1 The window isn't broken.

3 \_\_\_\_\_

5 \_\_\_\_\_

7 \_\_\_\_\_

9 \_\_\_\_\_

2 \_\_\_\_\_

4 \_\_\_\_\_

6 \_\_\_\_\_

8 \_\_\_\_\_

10 \_\_\_\_\_

2 Circle the correct answers.

1 Whose footprint do the children find behind the museum?

Mr Crusty

Mr Van Vole

2 Who broke the museum window?

the sculpture

Mr Van Vole

3 What has Mr Crusty got under his arm on page 18?

a painting

a sign

4 What does Mr Van Vole's mobile phone do?

controls the sculpture

makes phone calls

5 Who has got the painting at the end of the story?

Mr Van Vole

the museum

# Answer Key

## Incredible Sculptures

### Worksheet 1

**1 Complete the crossword.**

1 matchsticks, 2 glue, 3 tyres, 4 spoons, 5 wood, 6 pencils

**2 Match the two halves of each sentence.**

1 on the beach, 2 in a museum, 3 in London, 4 under the sea

### Worksheet 2

**1 Match the expressions with the same meaning.**

1 It's amazing, 2 It isn't boring, 3 It's unusual, 4 It's fine, 5 It's frightening, 6 It's very bad.

**2 Look at *Incredible Sculptures* again. Answer the questions about the sculptures.**

Children's own answers.

### Worksheet 3

**1 Read *A Thief in the Museum* again. The underlined words are incorrect. Write the correct words.**

1 art museum, 2 painting, 3 day, 4 behind, 5 baker, 6 video, 7 thief, 8 detectives

**2 Complete the speech bubbles.**

1 new, 2 think, 3 by, 4 controls, 5 famous, 6 sign

### Worksheet 4

**1 Spot the five differences. Write the sentences under the correct picture.**

- 1 The window isn't broken.
- 2 The window is broken.
- 3 Charlie is in front of the sculpture.
- 4 Charlie is behind the sculpture.
- 5 It's Saturday.
- 6 It's Sunday.
- 7 The police officer is writing.
- 8 The police officer is reading.
- 9 The painting isn't missing.
- 10 The painting is missing.

**2 Circle the correct answers.**

1 Mr Van Vole, 2 the sculpture, 3 a sign, 4 controls the sculpture, 5 the museum