

Photocopiable Resources

Section 4: Macmillan Children's Readers Worksheets

Contents

Hide and Seek Worksheet 1	page 2
Hide and Seek Worksheet 2	page 3
Hide and Seek Worksheet 3	page 4
Hide and Seek Worksheet 4	page 5
Answer Key	page 6

Paul Shipton

Name: _____

Class: _____

Hide and Seek Worksheet 1

 Read and match.


1 Where's Holly?
Where's Digi?

2 Where's Digi?
Where's Harry?

3 Where's Harry?
Where's Holly?



 Write the names.



1 Mum is in the house.

2 _____ is behind a bush.

3 _____ is under the slide.

4 _____ is on the roof.

Name: _____

Class: _____

Hide and Seek Worksheet 2

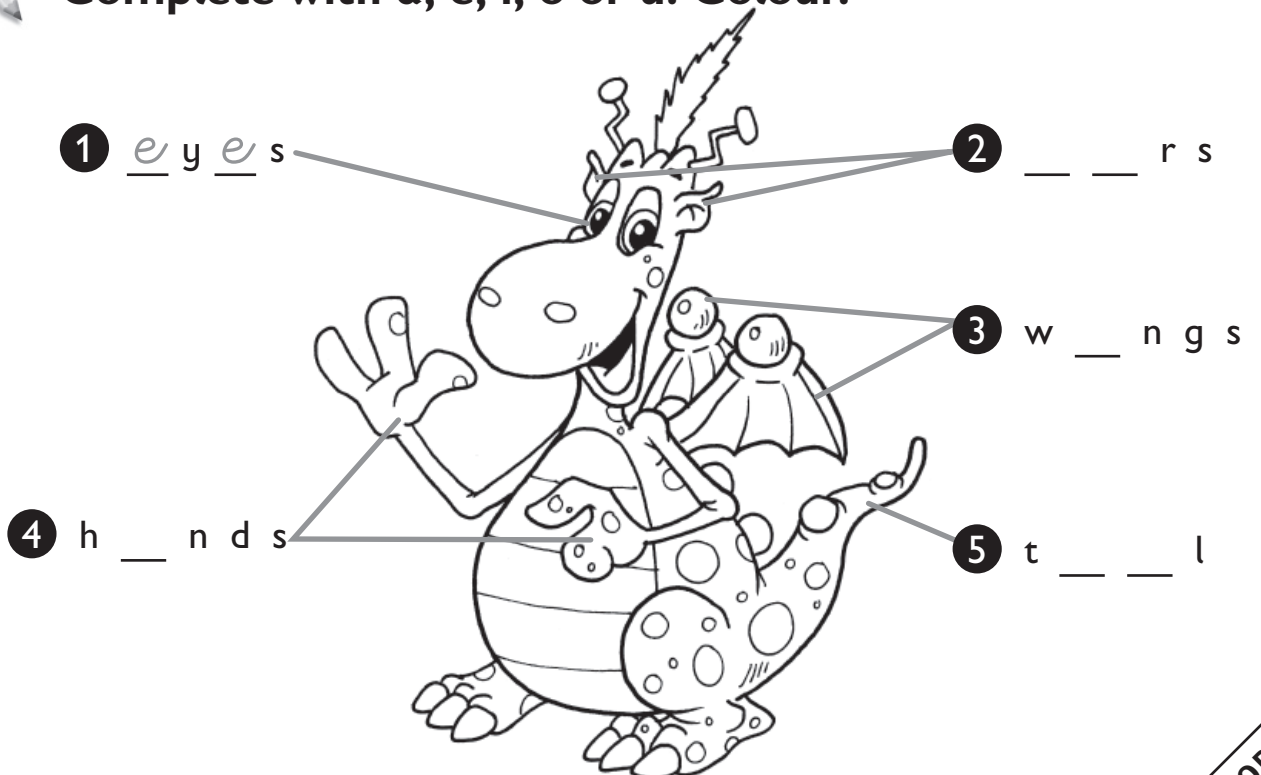


Read and draw.

Harry is under the slide. Holly is in the flowers. Digi is on the roof.



Complete with a, e, i, o or u. Colour.



Name: _____

Class: _____

Hide and Seek Worksheet 3



Look and write.

in

~~behind~~

on

under

1



He's behind the bush.



2




He's _____ the slide.



3



He's _____ the roof.



4



He's _____ the flowers.



Read and match.

two wings

two eyes

a long tail

two hands





Name: _____

Class: _____

Hide and Seek Worksheet 4

 Read and match.



 Look and write.


garden

~~bush~~

roof

flower

slide



Answer Key

Hide and Seek

Worksheet 1

Read and match.

1b, 2c, 3a

Write the names.

1 Mum, 2 Holly, 3 Harry, 4 Digi

Worksheet 2

Read and draw.

Children's own answers.

Complete with a, e, i, o or u. Colour.

1 eyes, 2 ears, 3 wings, 4 hands, 5 tail

Worksheet 3

Look and write.

1 behind, 2 under, 3 on, 4 in

Read and match.

Digi: two wings, a long tail, two hands

Holly: two eyes

Worksheet 4

Read and match.

1 No I don't. 2 He's on the roof. 3 No, he isn't.

Look and write

1 bush, 2 flower, 3 garden, 4 roof, 5 slide