

1

Time Travel!



- 1 comb
- 2 poster
- 3 calendar
- 4 laptop
- 5 hairbrush
- 6 briefcase
- 7 chess set
- 8 camera

1 Listen and repeat.

2 Read and complete. Then listen and check.

Todd and Tara are going to spend the weekend with Uncle Marvin. They're in his flat. There's a poster on the wall and there's a \_\_\_\_\_ on the bookcase. There's a \_\_\_\_\_ on the small table and a \_\_\_\_\_ on the chair. Uncle Marvin's \_\_\_\_\_ is on the big table, between the book and the \_\_\_\_\_. His \_\_\_\_\_ is next to the sofa and his \_\_\_\_\_ is on the sofa.



Who are Todd and Tara going to spend the weekend with?



They're going to spend it with Uncle Marvin.

**1** Listen and read the story. Then act it out.



**2** Complete the sentences.

- 1** Todd and Tara are going to \_\_\_\_\_ have a great weekend with Uncle Marvin.
- 2** \_\_\_\_\_ take Todd and Tara to the carnival.
- 3** \_\_\_\_\_ wear a costume.
- 4** \_\_\_\_\_ eat beefburgers.
- 5** \_\_\_\_\_ drink lemonade.

Complete the phrases from the story.





**1 Look and say. Then listen and check.**

What are Tom and Kay going to do on holiday?



**2 Now complete the sentences.**


- 1 Tom and Kay \_\_\_\_\_ swim.
- 2 Tom and Kay \_\_\_\_\_ play football.
- 3 Kay \_\_\_\_\_ send e-mails.
- 4 Kay \_\_\_\_\_ listen to music.
- 5 Tom \_\_\_\_\_ play the recorder.
- 6 Tom \_\_\_\_\_ take pictures.



**3 Listen and draw the times. Then listen and sing.**

**Rock Around the Clock**

One, two, , four o'clock, rock,

Five, six, , eight o'clock, rock,

Nine, ten, , twelve o'clock, rock,

We're going to rock around the clock tonight.

Put your glad rags on and join me, hon,  
 We'll have some fun when the clock  
 strikes one,  
 We're going to rock around the clock  
 tonight,  
 We're going to rock, rock, rock, 'til  
 broad daylight.  
 We're going to rock, going to rock,  
 around the clock tonight.





**1** Look. Which two clocks show the same time?

## CLOCKS

a grandfather clock

**d**



a digital clock

**a**



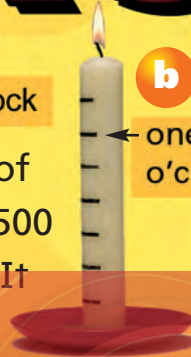
This is a digital clock. Most clocks today are like this one. But there are other clocks too. Some of them are very old.

a candle clock

**b**

one o'clock

This type of clock is 3,500 years old. It burns one bar for each hour.



a sundial

**c**



This type of clock is 1,000 years old.

This type of clock is 300 years old.

**2** Choose. Then ask and answer.

Picture a.  
What time is it?

It's seven o'clock.

**3** Read and write.

- 1** You can't use it at night.
- 2** You can only use it once.
- 3** It needs batteries.
- 4** It needs a key.

a sundial  
\_\_\_\_\_  
\_\_\_\_\_  
\_\_\_\_\_



**1 Complete the questions. Then listen and choose.**

How	What
Where	When
Who	Why



- 1** \_\_\_\_\_ are they going to have a picnic? on **Saturday / Sunday**
- 2** \_\_\_\_\_ are they going to have a picnic? because it's **Stan's birthday / going to be sunny**
- 3** \_\_\_\_\_ are they going to have a picnic? at the **beach / park**
- 4** \_\_\_\_\_ are they going to get there? by **bus / bike**
- 5** \_\_\_\_\_ are they going to eat? **cheese / bread**
- 6** \_\_\_\_\_ is going to bring the food? **Ned / Stan**

**2 Plan a picnic with your friend.**

We're going to have a picnic on \_\_\_\_\_ because it's \_\_\_\_\_ .

We're going to have our picnic at the \_\_\_\_\_ We're going to get there by \_\_\_\_\_ . We're going to eat \_\_\_\_\_ . \_\_\_\_\_ is going to bring the food.



Sample marketing text © Macmillan Publishers LTD

**3 Ask your friends about their picnic.**

When  
Why are you going to have a picnic?  
Where



How are you going to get there?



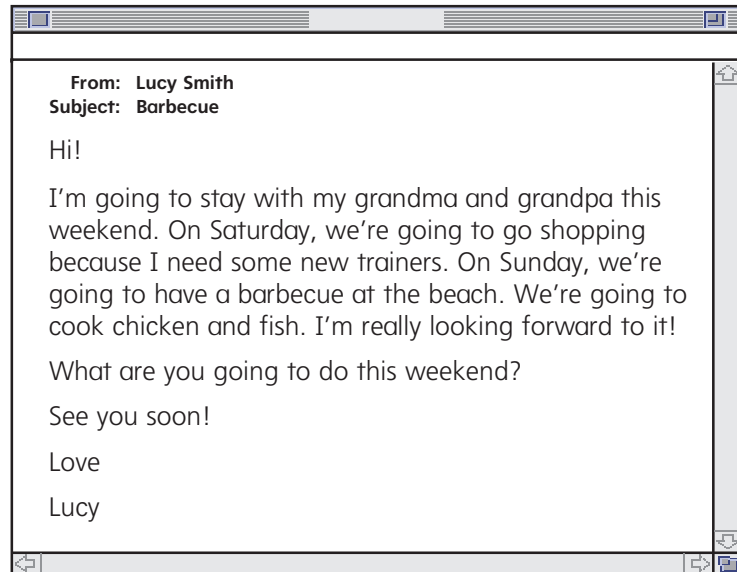
What are you going to eat?



Who is going to bring the food?



**1 Read Lucy's e-mail. Answer the questions.**



- 1 Who is Lucy going to stay with? \_\_\_\_\_
- 2 When is she going to go shopping? \_\_\_\_\_
- 3 Why is she going to go shopping? \_\_\_\_\_
- 4 Where are they going to have a barbecue? \_\_\_\_\_
- 5 What are they going to cook? \_\_\_\_\_

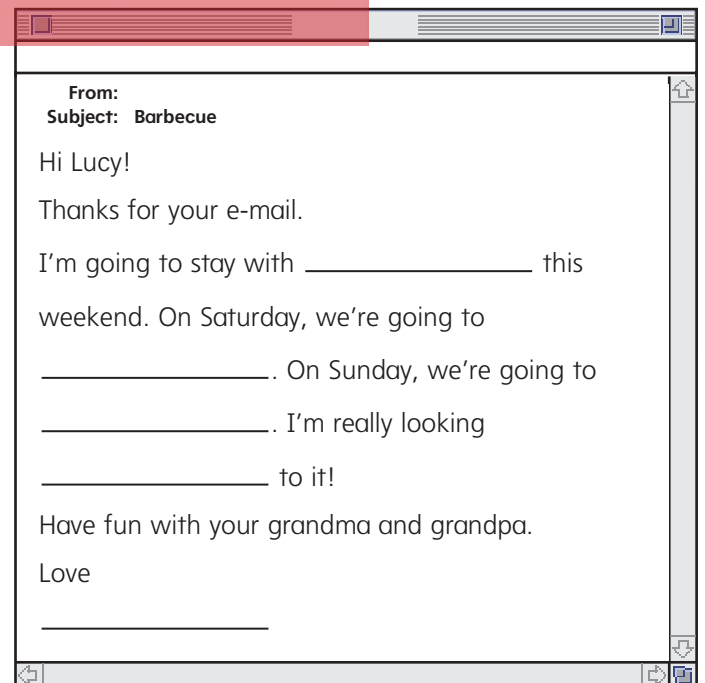
MACMILLAN  
EDUCATION

Sample marketing text © Macmillan Publishers LTD

**2 Imagine you're going to stay with somebody this weekend. Answer the questions.**







- 1 Who are you going to stay with?
- 2 What are you going to do on Saturday?
- 3 What are you going to do on Sunday?

**3 Complete the e-mail to Lucy.**



# Your Page

**1** Complete the chart. Then complete the sentences.

	Charlie 	Kirstie 	You
Saturday			
Sunday			

- Kirstie is going to \_\_\_\_\_ listen to music on Saturday.
- \_\_\_\_\_ watch a video on \_\_\_\_\_
- \_\_\_\_\_ and \_\_\_\_\_ play tennis on \_\_\_\_\_
- I'm going to \_\_\_\_\_ on Saturday.
- I \_\_\_\_\_ on Sunday.

MACMILLAN  
EDUCATION

**2** Write the words

- sotrep poster \_\_\_\_\_
- taplop l \_\_\_\_\_ 4 bocm c \_\_\_\_\_
- amecar c \_\_\_\_\_ 5 bushirrah h \_\_\_\_\_



**3** Complete the conversation.

So do I!

Good luck!



It doesn't work. I'm going to use a magic spell.



\_\_\_\_\_ ! It isn't an easy spell.

Oh no! I hate wet clothes.



\_\_\_\_\_ !



**1** Listen and read the story.

# Sabina Superhero



Sabina is a superhero. She lives on the planet Mintax. One day her dad calls her and tells her: "You're going to live on the planet Earth. A lot of people there need your help. But don't tell anybody that you're a superhero. It's a secret!"



Sabina goes to see her best friend, Sarah. "I'm going to visit Earth. I'm not going to see you for a year!" she says sadly. "Don't worry," Sarah says. "Take this helmet. When you wear it, we can talk to each other."



Sabina is leaving Mintax and flying towards Earth. She's going to live with the Baker family. Mr and Mrs Baker and their son, Tyler, are going to meet Sabina at the airport.



"Give me your suitcases, Sabina," Mr Baker says. "They look heavy!" "It's OK, but no thanks. I can carry them," Sabina says. Tyler looks at Sabina. "You're very strong!" he says.

**2** Imagine that you are Sabina. Tell Sarah about the Baker family.

Mrs Baker has long dark hair. Mr Baker ... Tyler ...

