


Unit 4 My Family

Lesson 1




Listen to the song **My Family**.

Sing the song.

Point to the picture when you hear its name.



Lesson 2




Point and say **pants, daddy, and boy.**

Color in the daddy's pants to match the picture.

Point to the colors. Say **blue, yellow.**



Lesson 3






Point to the girl, mommy, and dress. Say **girl**, **mommy**, and **dress**.



Paste a picture of a mommy with her child.



 Lesson 4



Mix blue and yellow paint. Paint the empty shape green.

Point to each color. Say **blue, yellow, green.**




Lesson 5



Three horizontal lines for tracing: a solid green top line, a dashed green middle line, and a solid green bottom line.



Three horizontal lines for tracing: a solid red top line, a dashed red middle line, and a solid red bottom line.



Listen to the song **My Family**. Point to the picture when you hear its name.

Follow the dashed lines using your green and red crayons to match the pictures.





Point to each person. Say **daddy**, **mommy**, **boy**, and **girl**.

Paste colored paper strips on the lines around the family.

