

Unit 1 Patch and Elephant

Lesson 1

- Starter routine. 🎧 CD1 track 4
- Play *What's in the box?*
- Play *Wiggle Patch*.
- Listen to the *Wiggle song*. 🎧 CD1 track 10
- Play *Pass the puppet*. 🎧 CD1 track 7

Worksheet 1 Page 5

- Draw Patch's ears, nose, tummy and toes.
 - Sing the *Wiggle song* and point to Patch's ears, nose tummy and toes. 🎧 CD1 track 10
- Bye-bye routine. 🎧 CD1 track 8

Wiggle song

Wiggle your ears
Wiggle your nose
Wiggle your tummy
Wiggle your toes
Ears! Nose! Tummy! Toes!




 **MACMILLAN**
EDUCATION

Sample marketing text © Macmillan Publishers LTD




Unit 1 Patch and Elephant

Lesson 2

- Starter routine.  CD1 track 4
- Sing the *Wiggle song*.  CD1 track 10
- Listen to the *I want big ears story*.  CD1 track 13
- Play *I want a big nose*.

Worksheet 2 Page 7

- Stick on Patch's ear, nose and toes. Then colour his tummy.
 - Point to Patch's ears, nose, tummy and toes.
-
- Bye-bye routine.  CD1 track 8






 **MACMILLAN**
EDUCATION

Sample marketing text © Macmillan Publishers LTD





Unit 1 Patch and Elephant

Lesson 3

- Starter routine.  CD1 track 4
- Sing the *Wiggle song*.  CD1 track 10
- Play *Look at my big ears*.
- Listen to the *Look at my big ears song*.  CD1 track 14
- Play *Point to...*

Worksheet 3 Page 9

- Find Elephant's tummy, nose, ears and toes. Then match.
- Listen to the *Look at my big ears song* and point to the ears, toes, nose and tummy.  CD1 track 14
- Bye-bye routine.  CD1 track 8

Look at my big ears song

Look at my big ears
Look at my big ears
Look at my big ears
Big, big ears!



Look at my big toes
Look at my big toes
Look at my big toes
Big, big toes!

Look at my big nose
Look at my big nose
Look at my big nose
Big, big nose!

Look at my big tummy
Look at my big tummy
Look at my big tummy
Big, big tummy!




 **MACMILLAN**
EDUCATION

Sample marketing text © Macmillan Publishers LTD




Unit 1 Patch and Elephant

Lesson 4


- Starter routine.  CD1 track 4
- Sing the *Look at my big ears song*.  CD1 track 14
- Listen to the *I want big ears story*.  CD1 track 13
- Play *Abacadabra... whoosh!*
- Play *Big or small nose?*
- Play *Is it big or small?*

Worksheet 4 Page 11

- Draw a circle around the small elephants.
 - Point to a big elephant. Then point to a small elephant.
-
- Bye-bye routine.  CD1 track 8

 **MACMILLAN**
EDUCATION

Sample marketing text © Macmillan Publishers LTD



Unit 1 Patch and Elephant

Lesson 5

- Starter routine. © CD1 track 4
- Sing the *Wiggle song*. © CD1 track 10
- Listen to the *I want big ears story song*. © CD1 track 17
- Play with the poster.
- Play *Who's wearing yellow?*
- Play *Find something yellow*.

Worksheet 5 Page 13

- Colour the dress and the wand yellow.
 - Point to something yellow.
-
- Bye-bye routine. © CD1 track 8



I want big ears story song

What big ears
Abracadabra ... ears!
Mmm. Big ears!

What a big nose
Abracadabra ... nose!
Mmm. Big nose!

What big toes
Abracadabra ... toes!
Mmm. Big toes!

What a big tummy
Abracadabra ... tummy!
Mmm. Big tummy!

 **MACMILLAN**
EDUCATION

Sample marketing text © Macmillan Publishers LTD



Unit 1 Patch and Elephant

Lesson 6

- Starter routine. 🎧 CD1 track 4
- Sing the *Look at my big ears* song. 🎧 CD1 track 14
- Do the *Stand up, sit down* routine. 🎧 CD1 track 19
- Play *Abacadabra... big!*
- Play the *Sequence* game.

Worksheet 6 Page 15

- Colour the big stars yellow.
- Point to the big stars. Point to the small stars.

- Bye-bye routine. 🎧 CD1 track 8

Lesson 7

- Remove the Patch press out.

Lesson 8

- Time for a show with the Patch press out.

2 It's cold!



MACMILLAN
EDUCATION

Sample marketing text © Macmillan Publishers LTD

