

3

UNIT

ANIMAL MAGIC

IN THE PICTURE Adopt a pet

Talk about pets

WORK WITH WORDS Pet animals

- 1 **RECALL** Work in pairs. Look at the pictures and write eight parts of the animals' bodies. You have one minute.

ear ...

- 2 a Match the pictures (a-j) to the words in the box.

bird _____ cat _____ chicken _____ dog _____ fish _____ hamster _____
horse _____ mouse _____ rabbit _____ turtle _____

- b **1.40** Listen and check your answers. Then listen and repeat.
- 3 a Read the messages and write animals from Exercise 2a.
- b **1.41** Listen and check your answers.
- 4 a **1.42** Listen to five people talking about their pets. Write the animals from Exercise 2a.

- 1 Julia rabbit
- 2 Brian _____
- 3 Karen _____
- 4 Leo _____
- 5 Nicky _____

- b **1.42** Listen again and answer the questions.

- 1 Whose pet is named Minnie?
Leo's pet is named Minnie.
- 2 Whose pet has big ears?

- 3 Whose pet has small eyes?

- 4 Whose pet doesn't have a name?

- 5 a **1.43** **PRONOUNCE** Listen and repeat the /ɪ/ sound in these words.

chicken fish rabbit

- b **1.44** Listen and repeat these words.

big six give city sit

a



b



c



adopt a **PET**

HOME ABOUT US PETS

1 I'm from the United States. I'm five years old. I'm tall and black, and my name's Hank. I'm a good pet, and I'm also a good form of transportation.


2 I'm Lisa. Please adopt me! I'm one of the USA's favorite pets. I have two big brown eyes, four legs, and a big nose. I'm yellow.

3 My name's Sandra. I'm six months old. I'm a perfect pet because I give you food. Adopt me and eat eggs every day.

4 My name's Jimmy, and this is my brother, Jock. I'm black and white. Jock is yellow and black. We're one year old.

5 I'm Polly. I'm eight months old. I'm very friendly. I'm green, yellow, and black. Listen to me sing.

e



f



d



g



h



i



j



- 6 THE MOVING PICTURE** ▶ Watch the video and write the names of the animals you see. Then watch again. How many of the animals are there?

WRITE AND SPEAK

- 7 a** Choose a pet from one of the pictures in Exercise 2. Give it a new name and complete the form.

TYPE OF ANIMAL:
 NAME:
 COLOR:
 DESCRIPTION:

- b** Work in pairs. Tell your partner about your new pet.

My pet's a/an ...
 Its name's ...
 It's ...
 It has ...

MOVE BEYOND

Do the Words & Beyond exercise on page 108.

Read instructions

SPEAK AND READ

1 Work in pairs. Ask and answer the questions.

- What pets do you or your friends have?
- What are their names?

2 1.45 Read the web page. What three things are important to remember?

PHRASE BYTES

I have ...
My friend has ...
Its name's ...

READING TIP

Use pictures to help you understand new words.

TEACH YOUR PET ENGLISH!

[HOME](#) [ABOUT US](#) [JOKES](#) [CONTACT US](#)

Hi. My name's Harry.
How do you do? I can
speak English!


Do you have a pet dog, bird, or rabbit? Do you talk to your pet in Spanish, Turkish, or Russian? Now you can teach your pet English. Use these simple orders and instructions. Don't forget – they aren't for all kinds of pets.



Here (Come here.)



Sit (Sit down.)
Stay / Wait (Don't move.)



Down (Lie down.)
Up (Stand up.)



Quiet (Be quiet!)
No (Don't do that!)

Here are some more unusual instructions ...



Shake (Shake hands.)

Fetch (Find something and come back.)



Remember: Always be nice to your pet. Say ...
Good boy! / Good girl!

Finally, here are some more things to say to your pet in English:

Hello / Good morning / Good night (+ name of pet)
Walk time! (It's time for a walk.)
Food! (It's time to eat.)

It's important to say the orders in the right way.



CLICK HERE TO LISTEN AND PRACTICE THE ORDERS.

3 Work in pairs.

Student A: mime an instruction from the web page.

Student B: say the instruction without looking at the page. Then change roles.

REACT

4 Work in pairs. Ask and answer the questions.

- Are pets popular in your country? Which ones?
- Do you talk to animals? In which language?
- Do animals understand you?

PHRASE BYTES

... are popular pets in ...
I talk to my ... in ...
My dad talks to ...
Animals understand / don't understand me.

MOVE BEYOND

Write the orders and instructions in the article in your language.

Give orders and instructions

READ AND LISTEN >>> Grammar in context



1 a Read the conversation. What pet does Laura have – a horse, a chicken, or a hamster?

Mom: Happy birthday, Laura!

Dad: Don't look! OK. Open your eyes.

Laura: Wow, is that for me? A pet _____!

Mom: It's for you. Find a quiet place for it.

Laura: Is it a boy or a girl?

Mom: It's a boy.

Dad: Don't put him in your room. They play at night.

Mom: Dad has a book for us.

Dad: Yes. It says, "Give them some food and water every day." Don't forget.

Laura: Yes, Dad. Thanks!

Dad: It's all Mom's idea. Thank her!

b 1.46 Listen and check your answer.

STUDY

2 Complete the examples. Use Exercise 1 to help you.

Imperatives

Affirmative	Negative
Open your eyes.	Don't look!
_____ a _____	_____ him in _____
quiet place for it.	your room.

See GRAMMAR DATABASE, page 100.

3 Complete the table. Use Exercise 1 to help you.

Object pronouns

Subject pronouns	Object pronouns
It's a boy.	Find a quiet place for <u>it</u> .
I	Is that for _____?
you	It's for _____.
he	Don't put _____ in your room.
she	Thank _____!
it	Find a quiet place for _____.
we	Dad has a book for _____.
they	Give _____ some food and water every day.

See GRAMMAR DATABASE, page 100.

PRACTICE

4 Choose the correct options to complete the sentences.

TIPS ABOUT HAMSTERS

- 1 Keep / Don't keep your hamster in a hot place.
- 2 Be / Don't be nice to it.
- 3 Give / Don't give it water and food every day.
- 4 Say / Don't say bad things to your hamster.
- 5 Play / Don't play with it.
- 6 Take / Don't take your hamster to your English class.



5 Match the sentences (1–5) to the pictures (a–e).



- 1 Don't walk on the grass. c
- 2 Close the door. _____
- 3 Please be quiet. _____
- 4 Don't cross the street. _____
- 5 Don't play ball games. _____

6 Complete Laura's teacher's instructions. Use object pronouns.

- 1 "Class, I'm your teacher and I'm talking. Look at me (your teacher)."
- 2 "Jack, go to the door and open _____ (the door)."
- 3 "Helen, find some pens and give _____ (the pens) to Roberto."
- 4 "Lucas doesn't have his book. Sandra, help _____ (Lucas)."
- 5 "It's Laura's birthday. Let's say 'Happy birthday' to _____ (Laura)."
- 6 "Laura, we have something for you. Here's a small present from _____ (me and your classmates)."

SPEAK

7 Work in pairs. Take turns. Give and follow instructions.

Go to the door.

Give me your pen.

Don't talk.

Listen to a description of a room

WORK WITH WORDS Things in your room

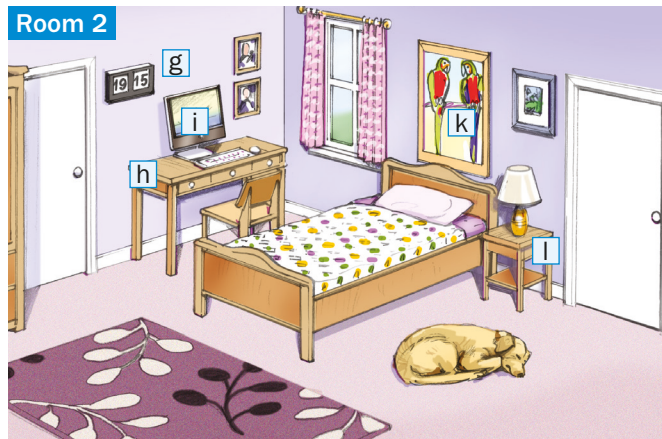
1 Work in pairs. Look at the pictures and answer the questions.

- What animals can you see in the pictures?
- Which room is your favorite? Why?

PHRASE BYTES

I can see a / an ...

Room 1 / 2 is my favorite because it has / I like ...



2 a Match the things in the pictures (a–l) to the words in the box.

bed <u>e</u>	chair <u>f</u>	clock <u>d</u>	computer <u>i</u>	desk <u>h</u>	door <u>a</u>
floor <u>c</u>	light <u>b</u>	picture <u>j</u>	table <u>g</u>	wall <u>k</u>	window <u>l</u>

b 1.47 Listen and check. Then listen and repeat.

3 Write the words from Exercise 2a in the correct category.

Parts of a room: *door, ...*

Other things: *clock, ...*

Furniture: *bed, ...*

SPEAK AND LISTEN

4 1.48 Listen to the conversation. Which room is it, Room 1 or Room 2?

5 a 1.48 Answer the questions. Then listen again. Compare your answers with a partner.

- Who's talking – people or pet animals?
- Who's the new neighbor – a boy, a girl, a cat, or a dog?
- What happens at the end?

b Look at page 115 to check your answers.

6 a Complete the sentences with words from Exercise 2.

"Of course there's a (1) window. You're looking in it!"

"There's a small (2) chair next to the bed with a (3) light on it."

"There are some (4) pictures on the walls."

"There are two (5) computers. And there's a (6) desk with a computer."

"Is he there?" – "Yes! He's on the (7) floor."

b 1.49 Listen and check your answers.

REACT

7 Work in pairs. Ask and answer.

- What's your favorite room in your house?
- What things are in that room?

PHRASE BYTES

My favorite room is ...

There's a / an ...

MOVE BEYOND

Do the Words & Beyond exercise on page 108.

Describe a room

READ AND LISTEN >>> Grammar in context

- 1 1.50 Read and listen to the conversation. What's wrong with the computer room?



- Natalie:** What's your English classroom like?
Mario: It's OK. There's a table and a chair for the teacher. There are desks for the students. There are some windows. Oh, and there are some pictures of the USA and the UK on the wall, but there isn't a picture of Australia.
Natalie: Is there a clock?
Mario: Yes, there is. It's next to the door. Why?
Natalie: The questions are for a school survey. Are there any computers?
Mario: No, there aren't. There are computers in the computer room. I don't like the computer room. There aren't any windows.

STUDY

- 2 a Complete the table. Use Exercise 1 to help you.

There is / there are	
Use <i>there is / there are</i> to describe what's in a place.	
Affirmative There's a table. There <u>are</u> (some) desks.	Negative There <u>isn't</u> a picture of Australia. There <u>aren't</u> any computers.
Questions <u>Is</u> there a clock? <u>Are</u> there any computers?	Short answers Yes, there <u>is</u> . / No, there <u>isn't</u> . Yes, there <u>are</u> . / No, there <u>aren't</u> .

See GRAMMAR DATABASE, page 100.

- b Underline examples of *there is / there are* in Exercise 1.

PRACTICE

- 3 Look at the picture of Mario's computer room. Are the sentences correct (C) or incorrect (I)? Rewrite the incorrect sentences.



- There are some windows. I *There aren't any windows.*
 - There are some brown chairs.
 - There's a clock on the wall.
 - There's one door.
 - There aren't any pictures on the walls.
 - There are three computers.
- 4 Write questions about your classroom. Then ask and answer them.
- (a clock) *Is there a clock?*
 - (windows) _____
 - (a table for your teacher) _____
 - (pictures on the wall) _____
 - (a bed) _____
 - (computers) _____
- 5 Complete the conversation with the correct form of *there is / there are*.

- Natalie:** What's your room like?
Mario: OK. (1) *There's* a bed and a table.
Natalie: (2) _____ a computer on the table?
Mario: No, (3) _____.
Natalie: (4) _____ any pictures on the walls?
Mario: Yes, there are. (5) _____ some pictures of my favorite soccer team.
Natalie: Is there a window?
Mario: Yes, (6) _____.

SPEAK

- 6 Work in pairs. Complete the tasks.

- Draw a plan of your room and the things in your room. Don't show it to your partner.
- Ask questions about your partner's room. Make a list of his/her things.
- Compare your list with your partner's plan.


Is there a/an ... in your room ?

Are there any ... ?

Yes, there is/are.

No, there isn't/aren't.

LANGUAGE & BEYOND



>>> Prepare your things for school

SPEAK AND READ

1 a Work in pairs. Look at the pictures for one minute. Then close your books and write the things you remember.

b Open your books and check your lists.

2 Work in pairs. Which desk is it (A, B, or A and B)?

- 1 It's before school. A and B
- 2 The desk is neat. _____

- 3 The homework isn't finished. _____
- 4 This person's ready for school. _____

DO

3 a Do you usually do these things before bed (A) or before school (B)? Circle your answers.

Do homework	A / B	Ask for bus money	A / B
Prepare clothes for school	A / B	Prepare lunch	A / B
Pack your backpack	A / B	Find keys	A / B

b Where do you usually keep these things – on a table, in your pocket, or in your backpack?

school books keys money pens phone

4 Work in pairs. Compare your answers to Exercises 3a and 3b. When is the best time to do the things in Exercise 3a? Are the places in Exercise 3b good or bad?

It's good to keep your phone in ...

It's bad to keep your money ...

REFLECT

5 Talk about the questions. Then read the **REFLECTION POINT**.

- 1 When is it good to prepare your school things and do homework?
- 2 Is it good to keep your school things in one place or different places?
- 3 Are you ready for school in the morning?

EXTEND

6 Work in groups. Think of three tips to help students organize their things at school and be ready for each class.

It's good to ... / It isn't good to ... Keep your things ...

PHRASE BYTES



In picture A there's a notebook.

In picture B there are some ...

REFLECTION POINT



It's good to prepare your school things and do homework before you go to bed. It's good to keep your school things in a special place. You can find them quickly and not be late for school.

PHRASE BYTES



It's good to prepare school things before ...

It's good to keep things ...

I'm ready / I'm not ready.

Ask for and give things

SPEAK

- 1 **Work in pairs. What things can you see in the pictures?**

LISTEN

- 2 **a** **Complete the conversations and write the missing words. Use the pictures to help you.**

1
Jeff: Can I have some (1) _____, please?
Lisa: Yes, of course. Here you are.
Jeff: Thanks.
Lisa: You're welcome.

2
Mia: Excuse me. Can I borrow your (2) _____?
Brett: Sure. Here you are.
Mia: Thanks.
Brett: You're welcome.

3
Amy: Hi, Kevin. Can I borrow your (3) _____?
Kevin: No, sorry.
Amy: Oh. OK.
Donna: You can borrow mine.
Amy: Thanks, Donna.
Donna: You're welcome.

- b** **1.51 Listen to the conversations and check your answers.**

- 3 **Complete the sentences with *have* and *borrow*.**

- If you ask to _____ something, you don't keep it.
- If you ask to _____ something, you keep it.

- 4 **1.52 Listen and repeat.**

- 5 **1.53 Put the sentences in order to make a conversation between Kevin and his dad. Then listen and check.**



- _____ Please, Dad!
- _____ OK. Here you are.
- _____ No, sorry.
- _____ Thank you.
- _____ Dad? Can I have some money?
- _____ You're welcome.

ACT

- 6 **Work in pairs. Complete the tasks.**
- Prepare two conversations – one at school and one at home.
 - Use *borrow* in one conversation and *have* in the other.
 - Present your conversations to other students.

PHRASE BYTES

There's a ... There are some ...



PHRASEBOOK 1.54

Ask for something

Can I have a / some ... , please?
 Excuse me. Can I borrow your ... ?

Give something

Here you are.

React


Yes, of course.
 Sure.
 You're welcome.
 Thanks.
 No, sorry.

WRITING Don't forget

Write a note

READ

1 Match the notes to the pictures.



1 I'm at Grandma's house. There's some pizza in the kitchen. Be good. Mom.

2 Don't forget! Give Harry some food and water. There's cat food on the table. Sue.

3 William!! Call Barbara before 4 p.m. Basketball practice is at 6 p.m. Dad.

2 Read the notes again and answer the questions.

- 1 Where's Mom?
- 2 What's for lunch?
- 3 Who or what is Harry?
- 4 Where's Harry's food?
- 5 Who is Dad's note for?
- 6 What time is basketball practice?

3 Read the tips in the **HOW TO** box. Then circle the imperatives in the three notes.

HOW TO

write a note

- Write important information.
- Use imperatives (*Remember / Don't forget ...*).
- Don't write long sentences.

PRACTICE

4 Underline the important words in these sentences.

- 1 Class C: German class is in Room 17 today.
- 2 Dear Hilary, Enjoy your vacation. Please write and send me a postcard.
- 3 Don't forget to put the keys on the table for your aunt and uncle.

DISCUSS

5 Talk about work you do at home. Do you help make dinner? Do you feed the dog or cat? Talk about instructions your parents give you to do the job.

WRITE

6 Write a note to give instructions to a family member or friend.

- 1 Who is the person you are writing to? What instructions does the person need? Is your note about your pet, a school activity, or food?
- 2 Write your note using imperatives. Remember to start with *Don't* to tell the person not to do something.
- 3 Write a short note. Don't add information that is not important. Read the tips in the **HOW TO** box.

SHARE

7 Read your note to other students. Vote on who had the clearest instructions.

VOCABULARY Pet animals

1 Write the words for the pets.



- 1 d _____
- 2 r _____
- 3 c _____
- 4 m _____
- 5 b _____
- 6 t _____
- 7 h _____
- 8 c _____
- 9 f _____
- 10 h _____

Things in your room

2 Choose the correct options to complete the text.

Pet Hotel

HOME ABOUT RESERVATIONS

All our rooms have four (1) **clocks** / **walls** , a (2) **door** / **floor** (with a special key), a big (3) **bed** / **window** to look at the street, and a (4) **floor** / **picture** (if you don't sleep in a bed).

There's a big (5) **bed** / **table** to sleep on (if you don't like the floor). There's a small (6) **light** / **table** next to the bed with a (7) **light** / **table** on it. If you want the internet, sit on the (8) **chair** / **computer** at the (9) **desk** / **door** and use the (10) **computer** / **window** . It's free!

What time is it? Look at the (11) **clock** / **picture** on the wall. There's also a (12) **table** / **picture** of me on the wall. Have a nice stay!

_____/12

GRAMMAR Imperatives and object pronouns

3 Complete the text with the words and phrases in the box.

come don't forget don't stay eat him
them us you

Pet Hotel

HOME ABOUT RESERVATIONS

Are you an animal? (1) _____ in a normal hotel. (2) _____ to the Pet Hotel! At the Pet Hotel, we really understand (3) _____. (4) _____ in the Pet Hotel's famous restaurant. Talk to our chef, Mr. Rex, and tell (5) _____ your favorite food. Make new animal friends and relax with (6) _____ in our yard. (7) _____ the name – the Pet Hotel. Call (8) _____ now at 1-800-PET-HOTEL!

_____/16

There is / there are

4 Match the sentence halves.

Pet Hotel

HOME ABOUT RESERVATIONS

Any questions?

- 1 Is there _____
- 2 Yes, _____
- 3 There's a _____
- 4 Are there any _____
- 5 No. There aren't any _____
- 6 There are some _____

- a a big yard with a lot of grass.
- b people at the hotel.
- c there is.
- d a yard?
- e birds, dogs, cats, and one elephant.
- f people at the Pet Hotel?

_____/12

Your score: ____/50

SKILLS CHECK

- ✓✓✓ Yes, I can. No problem!
 ✓✓ Yes, I can. But I need a little help.
 ✓ Yes, I can. But I need a lot of help.

I can read instructions. _____
 I can listen to a description of a room. _____
 I can prepare my things for school. _____
 I can ask for and give things. _____
 I can write a note. _____