

Contents



Hello
p3



Classroom
p5



My body
p15



Clothes
p25



Home
p35



Food
p45



Farm
animals
p55



Transportation
p65



Space
p75

Colors p85
Numbers p87

Shapes p89
Concepts p91

Festivals
p94

Macmillan Education
4 Crinan Street
London N1 9XW
A division of Springer Nature Limited

Companies and representatives throughout the world

Ferris Wheel Level 2 Student's Book ISBN 978-1-380-01867-0
Ferris Wheel Level 2 Student's Book Pack ISBN 978-1-380-02668-2

Text © Carol Read 2019
Design and illustration © Springer Nature Limited 2019

The author has asserted their right to be identified as the author of this work in accordance with the Copyright, Designs and Patents Act 1988.

First published 2019

All rights reserved. No part of this publication may be reproduced, stored in a retrieval system, or transmitted in any form or by any means, electronic, mechanical, photocopying, recording, or otherwise, without the prior written permission of the publishers.

Original design by Clare Webber.
Page make-up by emc design ltd.
Illustrated by Jose Ignacio Gómez (Nacho Gómez) pp3–84(all character artwork and main illustrations);
BluBlu Animation Group Sp. z o.o. pp85–96.
Cover design by emc design ltd.
Cover illustration by Jose Ignacio Gómez (Nacho Gómez).
Picture research by Lorraine Beck.

Author's acknowledgements
I would like to thank everyone at Macmillan Education in the UK, Spain and Mexico who has contributed to the development and production of these materials. I would also like to thank all the teachers who have taken time to read and pilot the materials, and given invaluable feedback at every stage of writing the course. Special thanks as ever go to my husband, Alan, for his encouragement and support, and to our son and daughter, Jamie and Hannah, from whose early childhood days I learnt so much.

The publishers would like to thank Alex Tamulis, São Paulo, Brazil; Ayşegül Sezer, İNO Schools, Turkey; Daniela Araujo Pielli, Alt Idiomias, São Bernardo Do Campo, Brazil; Daniela Pugliese, Milton's College, Buenos Aires, Argentina; Esra Ezici, Turkey; Fernanda Domeniconi Nery Amorim, São Paulo, Brazil; Gabriela Iocolari, English Schoolhouse, Buenos Aires, Argentina; Gulbin Cin, Bahcesehir College, Turkey; Mariana Pastorino, Em Pi Instituto de Inglés, Santa Fe, Argentina; Mariné Ortiz, Warrington, Buenos Aires, Argentina; Paola Daniela Tuninetti, Academia Argüello, Córdoba, Argentina; Silvana Paola Accardo, Escuela Cooperativa Mundo Nuevo Instituto Casa de Jesús, Buenos Aires, Argentina

Printed and bound in Dubai

2023 2022 2021 2020 2019
10 9 8 7 6 5 4 3 2 1

The author and publishers would like to thank the following for permission to reproduce their images:

Alamy Stock Photo/lee avison p24(pasta), Alamy Stock Photo/Blend Images p11(bmrl), Alamy Stock Photo/EyeEm pp75, 76, 83(star), Alamy Stock Photo/Granger Historical Picture Archive pp75, 76, 83(planett), Alamy Stock Photo/Ivan Kmit pp31, 33(trees), Alamy Stock Photo/Fritz Liedtke pp35, 43(living room), Alamy Stock Photo/Radius Images pp75, 76, 83(sun), Alamy Stock Photo/Zoonar GmbH pp25, 33(dress), 65, 69, 73(car); **Getty Images**/3DSculptor p76(rocket), Getty Images/AlexStor p54(l), Getty Images/Alexthq pp25, 32, 33(pants), Getty Images/aluxum pp51, 53(garden), Getty Images/Antagain pp55, 56, 63(hen),Getty Images/ArcaidImages/Diane Auckland pp35, 43(dining room), Getty Images/artpartner-images pp65, 66, 73(plane), Getty Images/Artpilot pp15, 23(legs), Getty Images/baona pp15, 23(tummy), Getty Images/Carolyn Barber pp35, 43(bathroom), Getty Images/CHUYN p71(bmrl), Getty Images/David Clapp pp81(r), 83(night sky), Getty Images/cosmonaut p11(bmrl), Getty Images/Creative Crop pp45, 46, 53(cereal), Getty Images/Dorling Kindersley p32 (shoes), Getty Images/Michael Duva pp55, 56, 63(duck), Getty Images/eurobanks pp5, 6, 13(bag), Getty Images/Fuse pp55, 56, 63(goat), p59(goat insert r), Getty Images/Lenora Gim p41(bl), Getty Images/GlobalP pp55, 56, 61, 63(sheep, cow, dog), pp56, 61(horse), p59(dog, goat insert l), p61(puppy, calf, foal), pp61, 63(lamb), p75(dog, goat insert), p59 Getty Images/Glow Decor pp35, 43(bedroom), Getty Images/Peter Gridley pp75, 83(sky), Getty Images/hadynyah pp71(lbr), 73(lbr sky), Getty Images/Hemera Technologies pp6, 74 (paper), Getty Images/hillwoman2 p41(lbr), Getty Images/hudiemm p51(tomatoes), Getty Images/iStockphoto/DGLimages p11(bl), Getty Images/iStockphoto/sharps shutter pp21, 23(field), Getty Images/iStockphoto/Thinkstock Images/Anson_iStock pp75, 76, 83(moon), Getty Images/j-wildman pp59, 63(farm), Getty Images/Jamakosy pp51, 53(potatoes), Getty Images/Jamesmcq24 pp45, 46, 51, 53(bread), Getty Images/JBryson p11(ltmr), Getty Images/JohnnyGreig pp15, 23(arms), Getty Images/kamski pp65, 66, 73(boat), Getty Images/keni1 p11(lbr), Getty Images/Dave King pp25, 32, 33(coat), 13(lbr), Getty Images/krungchingpixs pp15, 23(feet), Getty Images/lucielang pp5, 13, 24, 44, 64, 74(crayons), Getty Images/mawielobob pp25, 33(skirt), Getty Images/milanfoto pp46, 51(bananas), Getty Images/moodboard pp15, 23(head), Getty Images/narvikk p56(rooster), Getty Images/Nerthuz pp65, 66, 69, 73(bus), 66(truck), Getty Images/nuiiko pp15, 23(hands), Getty Images/NYS444 pp25, 33(sweater), Getty Images/parinyabinsuk p34(pegs), Getty Images/PeopleImages p11(ltr), Getty Images/Per Magnus Persson pp41, 43(toybox), Getty Images/PetrMalyshev pp5, 6, 13(pencil case), Getty Images/PhotoAlto/Laurence Mouton p51(pears), Getty Images/Photodisc p76(astronaut), Getty Images/piovesempre p41(bmrl), Getty Images/Andrea Pistolesi pp81(l), 83(sky with rainbow), Getty Images/Rawpixel p66(motorcycle), Getty Images/Aigars Reinholds pp25, 32, 33(shirt), Getty Images/Andrea Rugg pp35, 43(kitchen), Getty Images/scanrail pp65, 66, 73(train), Getty Images/Science Photo Library pp46, 51, 53(carrots), Getty Images/Serg_Velusceac pp6, 14, 34, 84(paints), Getty Images/Sergiy1975 pp65, 69, 73(bike), Getty Images/Richard Sharrocks pp5, 6, 13(scissors), Getty Images/SheraleeS p71(bmrl), Getty Images/Spaces Images p21(climbing frame), Getty Images/STOCK4B/Silas pp35, 43(house), Getty Images/stockcam pp45, 46, 51, 53(eggs), Getty Images/Stocktrek Images pp75, 83(earth), Getty Images/Kutay Tanir p44 (milk carton), Getty Images/Chris Tobin p71(bl), Getty Images/trigga pp45, 46, 51, 53(milk), Getty Images/Tsuij pp45, 46, 51, 53(apples), Getty Images/Udomsook pp5, 13, 14(pencil); **iStockphoto**/alex_kz pp5, 6, 13, 14, 24, 44, 64, 74, 84(glue); **Shutterstock**/Robyn Mackenzie pp51, 53(peas), Shutterstock/M. Unal Ozmen pp45, 46, 53(ice cream); **www.imagesource.com** p34(string).

Commissioned photographs by Helen Marsden/Spectrecom pp7(c), 9, 13(Sam, Anna), 14(c), 15(Anna and Sam), 16(1–3, paper), 19, 21, 25, 27(Anna and Sam), 28(1–3), 31, 33, 37(Anna, Sam), 39(Anna and Sam), 40(1–3), 43, 45, 49(Sam, Anna), 52(1–3), 55(c), 57, 61(c), 63(Anna and Sam), 64(1–3), 67(lbr), 69, 73(ltr), 76(1–3, tissue paper), 79(c), 81, 85(ltr), 88(1–3), 91(ltr), 93, 97(ltr), 100(1–3, tissue paper, stickers); Spectrecom Education Ltd pp11, 14(ltr), 23, 26, 35, 38(tl, tc, tr), 47, 50, 51(Anna, Sam and Uncle Dan), 59, 62, 71(Anna and Sam, Uncle Dan), 74, 83(tl), 86, 87(Uncle Dan), 95, 98, 99(Anna, Sam and Uncle Dan).

These materials may contain links for third party websites. We have no control over, and are not responsible for, the contents of such third party websites. Please use care when accessing them.

The inclusion of any specific companies, commercial products, trade names or otherwise, does not constitute or imply its endorsement or recommendation by Springer Nature Limited.

Hello
I'm Mimi!

Vocabulary

Lesson
1



Listen, point and repeat. Sing *Hello, I'm Mimi*. Stick the color stickers.
Color the flag your favorite color. **Language:** Mommy, Daddy, Mimi, Dylan;
Ferris Wheel; blue, green, orange, pink, red, yellow; numbers; Hello, I'm (Mimi).



Listen, find and point. Sing *Where's the ball?* Circle the toys. Draw your favorite toy.
Ask and say. **Language:** ball, car, doll, teddy, train, scooter; blue, green, orange, pink, red, yellow; Where's the (ball)? Here's the (ball)! It's (blue).



Classroom

Fun with paint!

Vocabulary

Lesson
1



Listen, point and repeat. Listen and play. Stick the classroom object stickers. Circle the classroom objects that you have. Say. **Language:** backpack, crayons, glue, pencil, pencil case, scissors; blue, green, orange, pink, red, yellow



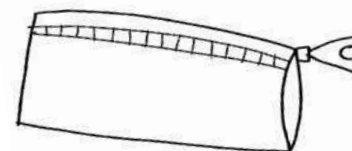

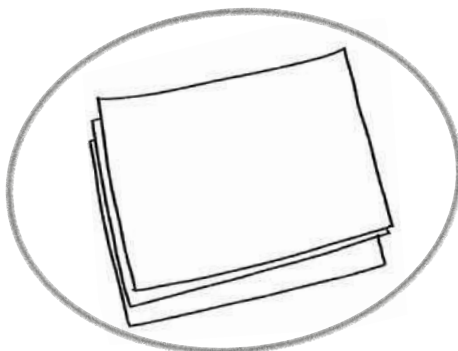
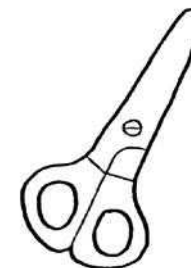
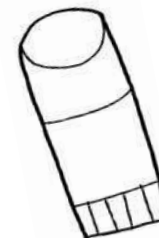



Watch. Listen to the story *Fun with paint!* Circle the classroom objects Dylan uses to do his picture. Stick the story sticker. **Language:** backpack, crayons, glue, paints, paper, pencil, pencil case, scissors; colors; Do you have (paper)? Yes, I do. / No, I don't. I have (red) paint.






Watch. Listen, point and sing *The paint song*. Draw a picture of your favorite place. Say the colors in your picture. Say the classroom objects you use.

Language: crayons, glue, paints, pencil, scissors; colors; I have (blue) here.



Watch. Listen and point. Circle the objects Uncle Dan has. Color the star if Uncle Dan is ready. Color the objects you have. Ask and say. **Language:** crayons, glue, paints, paper, pencil, pencil case, scissors; Do you have (a pencil)? Yes. / No. I have (paper). I don't have (scissors).





Listen and point. Follow and draw the paths from the children to the places at school. Say the places.

Language: cafeteria, classroom, library, playground; Go to the (playground).




Watch. Listen, point and sing *Wind the bobbin up*. Color the ceiling, floor, window and door. Say.

Language: ceiling, clap, door, floor, hands, knee, window; Point to the (ceiling).




Review

Classroom



I can ...


Vocabulary



Story



Speaking



Content


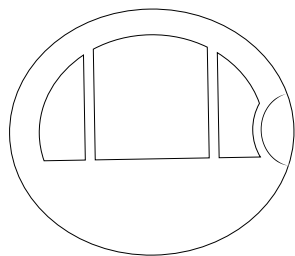


Trace and color the classroom objects you know. Listen, point and say. Ask and say. Complete the faces to show what you can do. **Language:** backpack, crayons, glue, paints, paper, pencil, pencil case, scissors; Do you have (glue)? Yes, I do. / No, I don't. I have (crayons). I don't have (paints).

Project



Classroom



Name the classroom objects you need. Make the Ferris Wheel. Say the colors. Draw a picture of you to go on the Ferris Wheel. Language: Ferris Wheel; crayons, glue, paints, paper, pencil; colors; I have (paints). My wheel is (orange). I'm on (blue). I like the (blue) wheel. Our Ferris Wheel is (fantastic)!