


# 4 Words

## 1 Read and tick ✓



She is a princess.

She is a king.



He is a boy.

He is a girl.



It is a balloon.

It is a ball.




He is happy.

He is sad.



She is happy.


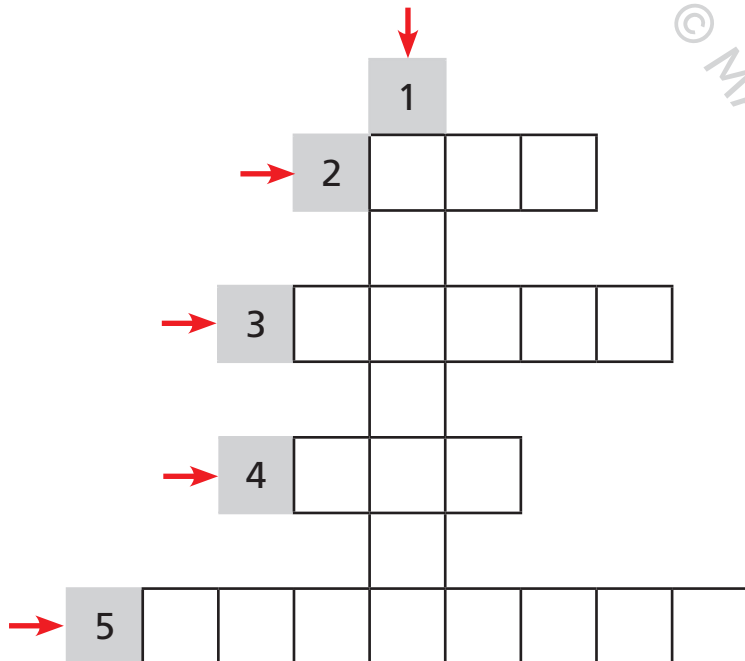
She is sad.



It is black.

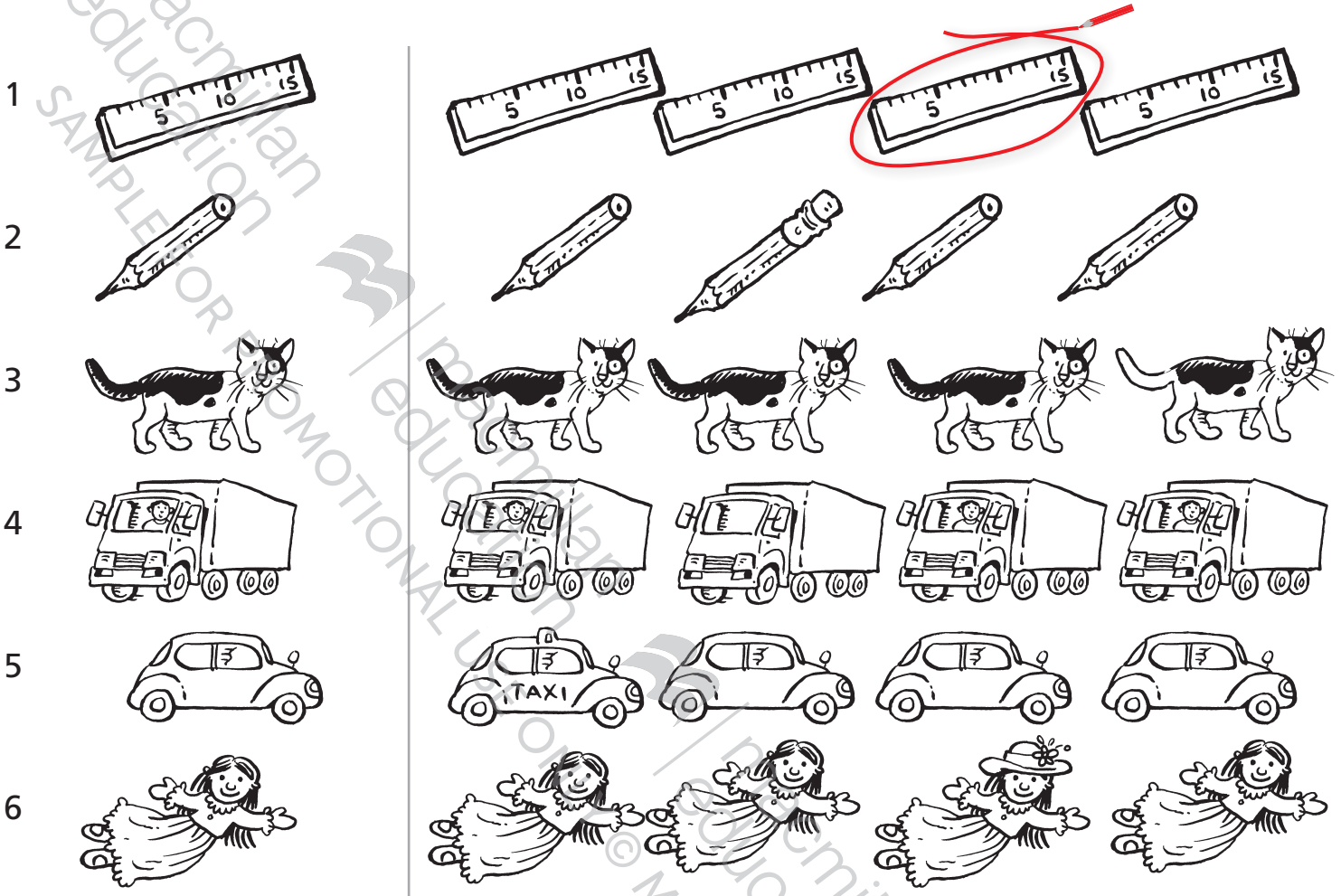
It is pretty.

## 2 Find the words.



# Learning to learn

1 Find the different picture. Circle it.



2 Find the different letter. Circle it.

1	d	d	<b>b</b>	d
2	g	g	y	g
3	n	n	n	h
4	i	j	i	i
5	p	p	q	p

# Grammar

## 1 Look!

## 2 Write.

1



happy  
sad

He is \_\_\_\_\_ . She is \_\_\_\_\_ .


2



big  
small

\_\_\_\_\_

3



fast  
slow

\_\_\_\_\_

## 3 Look!

## 4 Write.

1



Lily She is not Lily.

2



Dan \_\_\_\_\_

3



Dad \_\_\_\_\_

4



Mum \_\_\_\_\_

Remember!

He's = He is  
She's = She is



Remember!

He isn't = He is not  
She isn't = She is not



# Grammar in conversation

## 1 Write the words.

small    slow    big    fast

1

I'm \_\_\_\_\_.



2

I'm \_\_\_\_\_.



3

I'm \_\_\_\_\_.



4

I'm \_\_\_\_\_.



## 2 Look and read.



Hello. \_\_\_\_\_

I am Mr Jolly. \_\_\_\_\_

I am happy. \_\_\_\_\_


## 3 Draw and write.



\_\_\_\_\_  
\_\_\_\_\_  
\_\_\_\_\_

# Reading comprehension

1 Look at the picture.



2 Read. Write the letters.

1 He is not fat.

He is short.

3 He is sad.

He is not thin.

5 It is not new.

It is big.

2 It is not big.

It is small.

4 He is not small.

He is not fat.

6 He is not small.

He is happy.

3 Read. Colour the picture.

The small car is red. The old car is blue.

The sad boy is green. The happy boy is purple.

The big boy is orange. The short boy is yellow.


# Phonics

1 Say the sounds.


d f l

2 Write the words. Say the words.

d      dog \_\_\_\_\_  
f      og \_\_\_\_\_  
l      \_\_\_\_\_



3 Write the words. Read the words.




4 Say the sounds.


b f

5 Write the words. Say the words.

b      box \_\_\_\_\_  
f      ox \_\_\_\_\_



6 Write the words. Read the words.




# Writing skills

Remember!




My name is Ned.




## 1 Underline the names. Circle the capital letters.

- 1 My name is Mr Jolly.
- 2 Pat is a fat kitten.
- 3 Hello, Lily. How are you?
- 4 Look at Ned! Ned is a snake.
- 5 Mr Jolly is happy.
- 6 Look, Dan! It's a rabbit.





## 2 Write the names.



## 3 Draw and write the names.

Me

My friend





# Composition practice

## 1 Read.

I am small.

big small


I'm white and black.

I am a kitten.

kitten rabbit

My name is Jack.

j J



## 2 Read and write.

I am \_\_\_\_\_.

new old

I am \_\_\_\_\_.

fat pretty

I'm pink and blue.

My name is \_itty.

k K



I'm brown and grey.

I'm very \_\_\_\_\_.

long funny

I am a \_\_\_\_\_.

cat rabbit

My name is \_unny.

b B



## 3 Colour the pictures.


## 4 Listen and say.



# Check-up 4

1 Write *He is, She is* or *I am*.

1  \_\_\_\_\_ happy.

2  \_\_\_\_\_ a king.

3 \_\_\_\_\_ funny. 


4  \_\_\_\_\_ small.


5  \_\_\_\_\_ sad.


6  \_\_\_\_\_ pretty.


2 Make questions with *Is he ...?* or *Is she ...?* Then answer.

1  Is he \_\_\_\_\_ happy? No. He is not happy.

2  \_\_\_\_\_ sad?

3  \_\_\_\_\_ small?

4  \_\_\_\_\_ Dan?

5  \_\_\_\_\_ Lily?

**3 Look and read.**



He is Dan.  
He is a boy.  
He is happy.



She is Lily.  
She is a girl.  
She is sad.

**4 Write. Use the words in the box.**

a princess    a king    pretty    happy    King Tub    Bella



---

---

---



---

---

---