


1

Hello, Mr Jolly!

1 Listen and say.



teddy



boat



car



pink



purple



orange





2 Listen and read.

- Look, Lily! It's a car.
 It's purple.
 Wow!
 Look! Is it a boat?
 Yes.
 It's pink.
 Look! Is it a dog?
 No. It's a teddy.
 It's orange.
 Oh!
 Hello!
 Hello! What's your name?
 Mr Jolly. What's your name?
 Dan.
 My name's Lily.
 Hi, Lily!
 Hi!

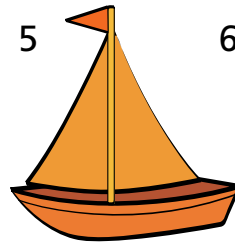

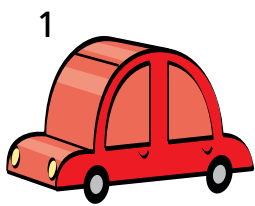
3 Listen and say.

Grammar


1 Look!



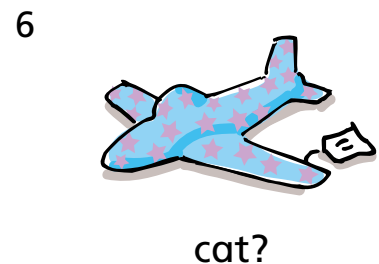





Point and say.



2 Look!



Ask and answer.



Grammar in conversation

1 Listen and read.



2 Listen and say.

3 Now you!

4 Listen and sing.





boy



girl



doll



computer



train




game



ball

A toy shop

It is a toy shop. Look, a boy and a girl.



**Look. It is a ball.
It is blue and green.
It is big.**

**Oh! It is a train. It is red.
It is a car. It is small.
A boat! It is very big.**

**Look. It is a doll.
It is pink and purple.
A teddy! It is orange.**

**Look. It is a computer.
It is white.
Oh! It is a game. It is fun!**

Reading comprehension

1 Read. Circle the picture.

1 It is a teddy.



2 It is pink and purple.



3 It is big.



4 It is a computer.



5 It is a game.



Phonics

Look and listen.



a hat



1 Look and say.

h a t hat



c a t cat



m a t mat



2 Listen, read and say.

Dan is on a mat.

A cat is in a hat.



Reading comprehension: statement/picture matching; Phonics: a Unit 1

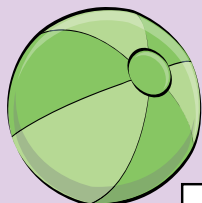
Listening

1 Listen and tick.

Listen.



1

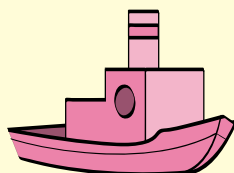


☐


☐

☐


☐

2


☐

☐

☐

☐

3


☐

☐

☐

☐

2 Listen and say 'yes' or 'no'.



Writing



It is a teddy.
a capital letter a full stop



1 Look and write.



It is a _____.

It is _____.



It is a _____.

_____.



_____.

_____.