




# Unit 6

## Farmer Joe's Farm



### Lesson 1



Connect the animals to the shadows. Point and say the animals.

Key Language Review: chick, cow, hen, rooster

# Lesson 2



4

5

1

2

3

6



Count the different animals. Color the correct circle. Point and say with a friend: *How many (chicks) are there? There are (four) (chicks) on the farm.*

Key Language Review: chick, hen, rooster, 1–6, How many (chicks) are there? There are (four) (chicks) on the farm.



# Storysong

## Lesson 3



Connect the pictures to the train to complete the story. Color the steam gray. Paste paper balls on the wheels in a three brown / four pink pattern.

Key Language Review: brown, gray, pink



# Lesson 4




**Count the chicks. Fingerprint the chicks yellow. Point and say with a friend: *How many chicks are there? There are (18) chicks on the farm.***

*Key Language Review: chicks, yellow, 1–18, How many (chicks) are there? There are (18) (chicks) on the farm.*





# Lesson 5



Color the key. Find and color the animals. Point and say with a friend: *What color is the (horse)? The (horse) is (gray).*  
Key Language Review: duck, horse, rabbit, sheep, colors



# Lesson 6







**Point and say the animals. Connect the animals to the food.**  
Key Language Review: cow, hen



# Action Song

## Lesson 7



Do the actions in the boxes. Point and say the animals. Circle the animals that match the actions.

Key Language Review: gallop, swim, duck, fish, horse, rabbit, sheep



# Lesson 8



Paint the chick yellow. Complete the chick's wings with yellow handprints. Point and say with a friend: *What color is the (chick)? The chick is (yellow).* Complete the Unit 6 Family Time Activities with your parents.

Key Language Review: chick, What color is the (chick)? The (chick) is (yellow).