

# Fantastic feelings






## Lesson 1

## Vocabulary

1  0.00 Listen and say. Then listen and number.




happy



sad



hot



cold



hungry



thirsty



tired



angry

2  Look at the picture. Find and say the letter and the feeling.

d

He's tired.

3  0.00 Sing and act out. Be a star! 

### This feeling

I'm happy, clap, clap!

I'm sad, boo, hoo!

Happy and sad.

Happy and sad.

*This feeling is so strong.*

*This feeling is my song.*

I'm hot, phew, phew!

I'm cold, brrr, brrr!

Hot and cold.

Hot and cold.

*This feeling is so strong ...*

I'm hungry, yum, yum!

I'm thirsty, glug, glug!

Hungry and thirsty.

Hungry and thirsty.

*This feeling is so strong ...*

I'm angry, grrr, grrr!

I'm tired, yawn, yawn!

Angry and tired.

Angry and tired.

*This feeling is so strong ...*



## Lesson 2 Grammar time

### 1 Listen and read. Who is cold?

1 Mmm, cakes! **I'm** hungry.

**I'm not** hungry now. I'm thirsty!

2 Careful, Sara! **They're** hot. **They aren't** ready.

3 Poor Sara! **She isn't** happy. **She's** cold!

4 Look. They're sad!

**We aren't** sad. **We're** tired!

### 2 Listen again. Tick (✓) the correct sentence.



I'm hungry.

☒

I'm not hungry.

☐


She isn't cold.

☐

She's cold.

☐


They're hot.

☐

They aren't hot.

☐


We aren't sad.

☐

We're sad.

☐

### 3 Work in groups. Act out the story.

Be a star! ★



## Lesson 3 Grammar focus

1 0.00 Look and read.

Graphic

Grammar

to be + and -

I'm hungry .

I'm not hungry .

She's happy .

She isn't happy .

They're sad .

They aren't sad .

isn't = is not

aren't = are not

They're = They are

2 0.00 Look and circle.  
Listen and check.

1 They're / They aren't happy.

2 He's / She's sad.

3 He's / She's cold.

4 They're / They aren't hungry.

5 She's / She isn't thirsty.

3 Say and find. Be a star! ★



They aren't happy.

One.








1  0.00 Look at photos 1–4 and match the words. Read and check.


angry ☐thirsty ☒tired ☐scared ☐

2 Read and complete. **Be a star!** 

Kitten : colour: brown and white feeling: thirsty

Kittens : colour: \_\_\_\_\_ and \_\_\_\_\_ feeling: \_\_\_\_\_

Kitten : colour: \_\_\_\_\_ and \_\_\_\_\_ feeling: \_\_\_\_\_

Kitten : colour: \_\_\_\_\_ and \_\_\_\_\_ feeling: \_\_\_\_\_

## My new kitten

Hi, I'm Lotty. This is my brother. His name is Scott.  
I'm happy today. Help me choose a new kitten.

Look at the kittens. They aren't big.  
They're small and cute.



1

This kitten is  
brown and white.  
It isn't hungry.  
It's hot and thirsty.

2

These kittens are  
orange and white.  
They're tired.





3

This kitten is black and white.  
It isn't happy. It's angry.

4

This kitten is grey and white.  
It's scared. Poor kitten!

3



Which is Lotty's kitten? Read and draw. Choose a name.

My kitten ...

- isn't big.
- isn't tired.
- isn't hot.
- isn't brown.
- isn't angry.
- isn't orange.

My kitten's name is \_\_\_\_\_.

4



Choose a kitten. Write about it.

This kitten is brown and white. It's thirsty.



brown



grey



kitten



scared



## Lesson 5 Sounds and letters

1  0.00 Listen and say. Complete.



hot



dog



log

2  0.00 Listen and say the chant.


The hot dog jogs to the log.

A frog is on the log.

Splish! Splash! Splish!

Now the dog is on the log

And the frog is in the bog!



3  0.00 **Circle** the words with **o**. Listen, check and say. **Be a star!** 

1 cat frog bed

4 fig red jog

2 log pen mat

5 hot kid hat

3 fat dog ten

6 cat bog big

### Learning about language

Add **s** to most words to make them plural:

ball – balls    pen – pens    sister – sisters    flower – flowers

Can you make these words plural?

bag\_\_\_\_    apple\_\_\_\_    teacher\_\_\_\_    pencil\_\_\_\_



## Lesson 6 Language in use

1  0.00  Listen and say.



Are you **hungry**?

No, I'm not.

Are you **thirsty**?

Yes, I am.



Are you **hot**?

Yes, I am.

Are you **tired**?


No, I'm not.  
I'm **happy**!

2  Work in pairs. Ask and answer.



Student A Are you **sad**?

Student B No, I'm not.



3  Now it's your turn. Tick (✓).

Then ask and answer in pairs. **Be a star!** 

How are you today? Are you ... ?

happy ☐

sad ☐

hungry ☐

thirsty ☐

tired ☐

hot ☐

cold ☐

angry ☐



## Lesson 7 Listening and speaking

1 What are you scared of? Make a list.

2 0.00 What are Jade and Luke scared of? Listen and tick (✓) or cross (x).



dog

1 Jade ☒ Luke ☒



spider

2 Jade ☐ Luke ☐



frog

3 Jade ☐ Luke ☐



worm

4 Jade ☐ Luke ☐

3 0.00 Listen and repeat. Then choose and act out. **Be a star!**

What's wrong?

I'm scared.

Why?

Look! It's a big spider!

Don't worry. It's OK.

**Values**

How can you help your friends when they're scared?





# Lesson 8 Writing

## 1 Read and point.

Use a **question mark** at the end of a **question**: Are you ready?

Use a **full stop** at the end of a **sentence**: Yes, I am.

## 2 Read and complete. Use question marks and full stops. Be a star! ★





## Review 2

### 1 0.00 Look and match. Then listen and check.

mum dad baby brother grandpa sister grandma



### 2 Work in pairs. Describe and guess.

She's hot.

Mum.

### 3 Find the things in the picture in Activity 1. Write.

1



This is his hat.

This is

2



hat.

That's

3



book.

his

4



book.

her

5




bag.

4  0.00 Write *i* or *o*. Listen, check and say.



1 d\_o\_g




2 f\_g



3 l\_g



4 fr\_g



5 w\_g

5   0.00 Read the question. Listen and write a name or a number. There is one example.



Who's the friend?

Hugo

1 How old is Hugo?

\_\_\_\_\_

2 What's his family name?

\_\_\_\_\_

3 Who's the girl in the picture?

\_\_\_\_\_

4 How old is she?

\_\_\_\_\_

5 What's the name of the cat?

\_\_\_\_\_