
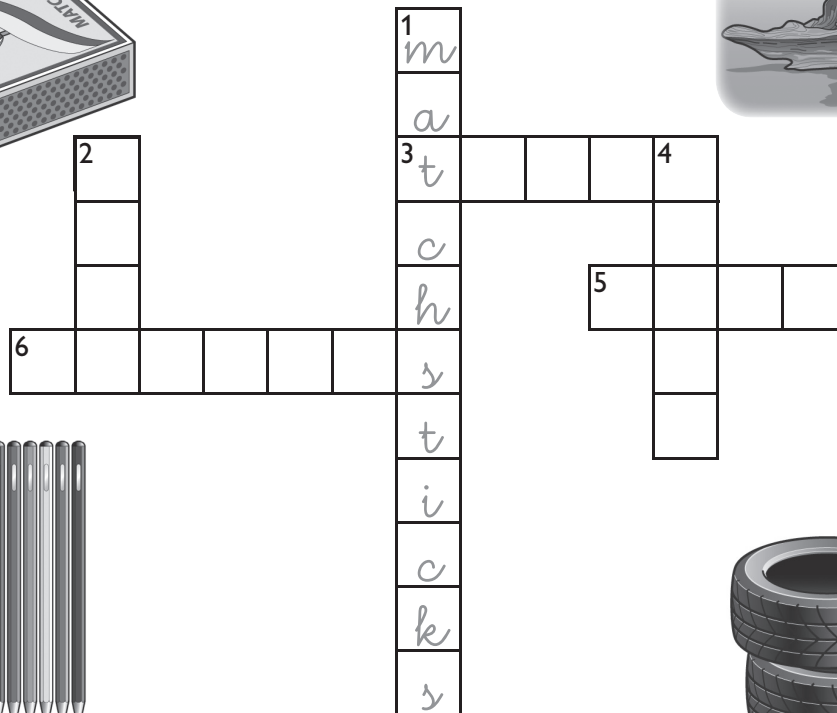

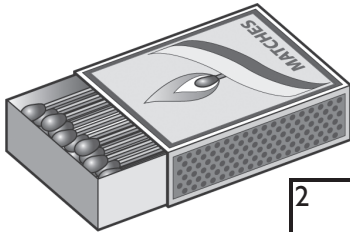


Name: _____

Class: _____

Incredible Sculptures Worksheet 1

1 Complete the crossword.



- 1 The sculpture of Hogwarts is made with these ...
- 2 ... and it is stuck together with this.
- 3 What is the sculpture of a rhinoceros made with?
- 4 The sculpture of a bear is made with plastic...
- 5 The sculpture of a horse is made with something found on a beach.
- 6 The abstract sculptures are made with something colourful that you draw with.

2 Match the two halves of each sentence.

- 1 You can see the sand sculpture _____ in London.
- 2 You can see famous, stone sculptures _____ on the beach.
- 3 You can see the traffic light sculpture _____ under the sea.
- 4 You can see the underwater sculptures _____ in a museum.

PHOTOCOPIABLE

Name: _____


Class: _____

Incredible Sculptures Worksheet 2

1 Match the expressions with the same meaning.

- | | |
|----------------------------|-------------------|
| ① <i>It's incredible!</i> | It's fine. |
| ② <i>It's interesting.</i> | It's amazing! |
| ③ <i>It's strange.</i> | It's very bad. |
| ④ <i>It's okay.</i> | It's frightening. |
| ⑤ <i>It's scary.</i> | It isn't boring. |
| ⑥ <i>It's terrible!</i> | It's unusual. |

2 Look at *Incredible Sculptures* again. Answer the questions about the sculptures.



① Do you like the sand sculptures on page 4?

② Do you like the city sculpture on page 6?

③ Do you like the underwater sculptures on page 7?

④ Do you like the abstract sculptures on page 9?

Name: _____

Class: _____

Incredible Sculptures Worksheet 3

1 Read *A Thief in the Museum* again. The underlined words are incorrect. Write the correct words.

- 1 One Saturday afternoon, Olga, Anna and Charlie are at the cinema.
art museum
- 2 They see a sculpture by Vincent Van Vole and a photo by the famous artist, Maurice Morello. _____
- 3 The next week, the Morello painting is missing. _____
- 4 The children look under the museum. They find broken glass and a footprint.

- 5 At first, they think Mr Crusty, the teacher, is the thief. _____
- 6 But then they find a digital camera in Mr Van Vole's sculpture. _____
- 7 Anna says that Mr Van Vole is the teacher. _____
- 8 Mr Plodder says that the children are very good police officers.

2 Complete the speech bubbles.

- 1 Ladies and gentlemen, this is my new sculpture.



- 2 We _____ Mr Crusty, the baker, has got the painting.



- 3 I prefer this painting _____ Maurice Morello.



- 4 This isn't a mobile phone, Mr Van Vole. This _____ your sculpture.



- 5 The _____ painting by Morello is missing.



- 6 Mr Crusty has got a new _____ for his shop.




Name: _____

Class: _____

Incredible Sculptures Worksheet 4

1 Spot the five differences. Write the sentences under the correct picture.

The window is broken. ~~The window isn't broken.~~ Charlie is in front of the sculpture.
Charlie is behind the sculpture. It's Sunday. It's Saturday.
The police officer is reading. The police officer is writing.
The painting is missing. The painting isn't missing.



- 1 The window isn't broken.
- 3 _____
- 5 _____
- 7 _____
- 9 _____

- 2 _____
- 4 _____
- 6 _____
- 8 _____
- 10 _____

2 Circle the correct answers.

- | | | |
|---|------------------------|--------------------|
| 1 Whose footprint do the children find behind the museum? | Mr Crusty | <u>Mr Van Vole</u> |
| 2 Who broke the museum window? | the sculpture | Mr Van Vole |
| 3 What has Mr Crusty got under his arm on page 18? | a painting | a sign |
| 4 What does Mr Van Vole's mobile phone do? | controls the sculpture | makes phone calls |
| 5 Who has got the painting at the end of the story? | Mr Van Vole | the museum |

Answer Key

Incredible Sculptures

Worksheet 1

1 Complete the crossword.

1 matchsticks, 2 glue, 3 tyres, 4 forks, 5 wood, 6 pencils

2 Match the two halves of each sentence.

1 on the beach, 2 in a museum, 3 in London, 4 under the sea

Worksheet 2

1 Match the expressions with the same meaning.

1 It's amazing, 2 It isn't boring, 3 It's unusual, 4 It's fine, 5 It's frightening, 6 It's very bad.

2 Look at *Incredible Sculptures* again. Answer the questions about the sculptures.

Children's own answers.

Worksheet 3

1 Read *A Thief in the Museum* again. The underlined words are incorrect. Write the correct words.

1 art museum, 2 painting, 3 day, 4 behind, 5 baker, 6 video, 7 thief, 8 detectives

2 Complete the speech bubbles.

1 new, 2 think, 3 by, 4 controls, 5 famous, 6 sign

Worksheet 4

1 Spot the five differences. Write the sentences under the correct picture.

- 1 The window isn't broken.
- 2 The window is broken.
- 3 Charlie is in front of the sculpture.
- 4 Charlie is behind the sculpture.
- 5 It's Saturday.
- 6 It's Sunday.
- 7 The police officer is writing.
- 8 The police officer is reading.
- 9 The painting isn't missing.
- 10 The painting is missing.

2 Circle the correct answers.

1 Mr Van Vole, 2 the sculpture, 3 a sign, 4 controls the sculpture, 5 the museum