



3 Super cycling

Lesson 1 Vocabulary

1   3.1 Listen and colour and write.



2  Look and read. Choose the correct words and write them on the lines. There is one example.

a basket a bell brakes a cyclist gears
a light a lock ~~a pump~~ a safety vest a wheel

Example You need this if you have a flat wheel.

a pump

1 You use these to stop!

2 The person who rides a bike.

3 This is round and a bike has two of them.

4 You can carry your shopping in this.

5 You wear this so that people can see you on the road.

6 These help you go faster.

7 You switch this on when it's dark.

8 You ring this if people are in your way.

9 If you don't have this, someone might steal your bike!

Lesson 2 / Reading

- 1 Read the leaflet on Pupil's Book pages 36–37. Write the things people can see on each tour in the correct boxes.

Statue of Liberty

American sports

Ellis Island

~~One World Trade
Centre~~

Central Park

Brooklyn Bridge



Bike tour



Boat tour

One World Trade Centre

- 2 Read the leaflet on Pupil's Book pages 36–37 again. Complete the sentences.

Bridge near opposite paths soft drink ticket

- 1 One famous part of New York is the Brooklyn Bridge.
- 2 You need to buy a _____ to do a New York City Bike and Boat Tour.
- 3 We ride on _____ through Central Park.
- 4 You can find New York City Bike and Boat Tours _____ the Liberty Café.
- 5 Adults can have water or a _____ on the boat.
- 6 Children should stay _____ their parents on the bike ride.

Learning to learn

- 3   Imagine you're going to read a text called 'London Bike Rides'. Complete the notes.

What I know about London: _____

Words I think will be in the text: _____

1 Read the leaflet on Pupil's Book pages 36–37. Answer the questions.

- 1 What is included for the morning bike ride? bikes and equipment
- 2 How many gears have the bikes got? _____
- 3 What do they give you to wear? _____
- 4 Where can you stop to have a picnic? _____
- 5 What days can you take the bike and boat tour in autumn? _____
- 6 How much are children's tickets? _____


2 Read and write **T (True)** or **F (False)**. Correct the false sentences.

- 1 ~~Ellis Island~~ is where people do American sports. F Central Park
- 2 The Liberty Bridge is a famous bridge. _____
- 3 The bike tour includes a bike with six gears. _____
- 4 You can't go inside the Statue of Liberty. _____
- 5 The boat tour is in the afternoon. _____

Sounds and spelling

3 Say aloud. Circle the letters that sound like **s**.


I see seven nice mice bouncing balls.
Six cyclists in safety vests celebrate in the square.
The queen eats ice cream in her palace in the city.





4 Write the words with the letters **s** or **c**.


- 1 s: see _____
- 2 c: _____


1  3.2 Listen and number.


a 

b 

c 

d 

e 

f 

2 Circle **must** or **mustn't**. Then tick (✓) the sport or sports these rules are for.

Rules	Cycling	Skateboarding
1 You must / mustn't wear a safety vest and helmet.	<input type="checkbox"/>	<input type="checkbox"/>
2 You must / mustn't go on the road.	<input type="checkbox"/>	<input type="checkbox"/>
3 You must / mustn't have a bell.	<input type="checkbox"/>	<input type="checkbox"/>
4 You must / mustn't listen to music.	<input type="checkbox"/>	<input type="checkbox"/>
5 You must / mustn't show drivers where you're going.	<input type="checkbox"/>	<input type="checkbox"/>

3  Look at Activity 1 and answer the questions.

- Which rules are for being clean and healthy? c _____
- Which rules are for safety? _____

4 Choose a sport and write four rules using **must** and **mustn't**.

horse-riding mountain biking sailing surfing

- _____
- _____
- _____
- _____

Lesson 5 / Language in use

1 Label the pictures.



Turn right.



Go straight on.

Turn right.

Turn left.

Go past.

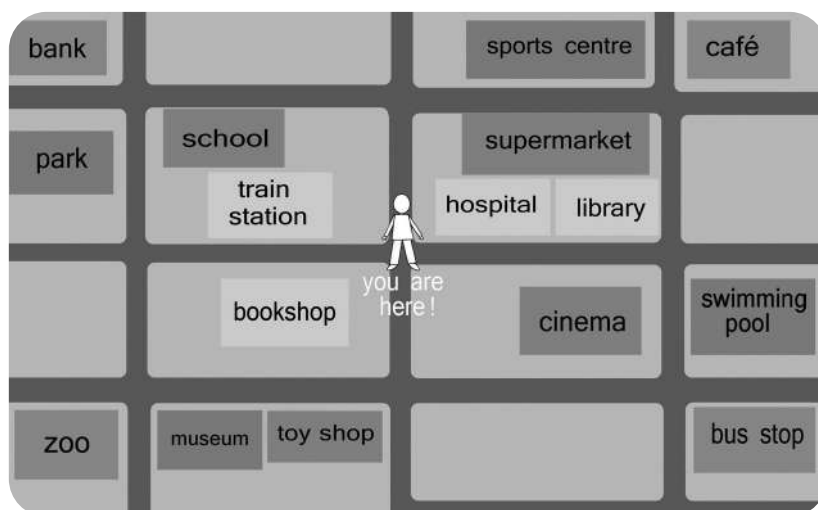
It's on the left.

It's on the right.



2 3.3 Listen and circle.

- 1 It's the bank / park.
- 2 It's the bus stop / swimming pool.
- 3 It's the sports centre / café.



3 Look at the map again and complete the directions.

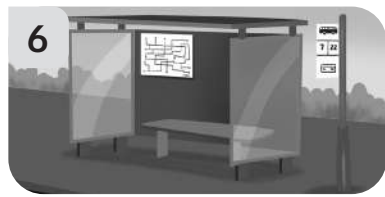
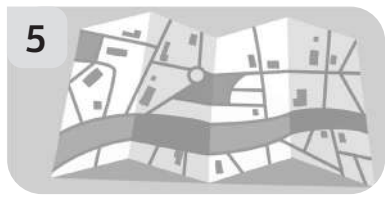

- 1 Toy shop: First, you turn left and go past the _____. The train station is on your right. Then you _____ twice. _____ the museum. The toy shop is on your right.
- 2 Swimming pool: _____

1 Label the pictures.

bus stop crossing map pavement to cross ~~traffic lights~~



traffic lights



2 Match to make sentences on road safety.

- | | |
|-------------------------------|----------------------------|
| 1 Find a safe place | a means you can cross. |
| 2 Use a | b until the traffic stops. |
| 3 Wait for the traffic lights | c to change colour. |
| 4 The red man means you | d crossing if you can. |
| 5 Wait on the pavement | e mustn't cross. |
| 6 The green man | f to cross the road. |

3 Write some road safety rules for cyclists.



- 1 You must stop at a red light.
- 2 You _____.
- 3 You _____.
- 4 You _____.


Prepare to write

1 When do we use bullet points? Circle. Then complete the sentence.

- emails
- stories
- letter to my grandma
- leaflets
- rules
- diaries
- instructions
- poems
- shopping lists


We use bullet points to _____.

2 Match the pictures to the safety advice for surfers.



- 1 • Never go surfing alone.
- 4 • Always wear sunscreen.
- 2 • You must know how to swim.
- 5 • You mustn't surf in thunderstorms.
- 3 • Don't surf too near swimmers.

3 Look at the pictures. Make notes on safety advice for swimmers in the table.



✓	<p><i>swim near the beach</i></p> <hr/> <hr/> <hr/>
✗	<p><i>swim away from the beach</i></p> <hr/> <hr/> <hr/>

Ready to write

4 Write a leaflet giving safety advice for swimmers. Use bullet points.

Safe swimming



- Always _____.
- You mustn't _____.
- _____.
- _____.
- _____.
- _____.
- _____.
- _____.
- _____.
- _____.
- _____.
- _____.

5 Read and check what you wrote in Activity 4. Tick (✓).

- | | |
|---|---|
| • Did I give good advice? <input type="checkbox"/> | • Did I use <i>always, never, must, mustn't</i> correctly? <input type="checkbox"/> |
| • Did I use bullet points? <input type="checkbox"/> | • Did I use the correct spelling? <input type="checkbox"/> |

Check-up challenge


1 Label the pictures.

lock pump basket ~~wheel~~ light bell brakes gears



1

wheel



2



3



4



5



6



7



8

2 Read the text. Choose the right words and write them on the lines. There is one example.

city

safety vest job

- | | | | |
|---|-------------|----------|------------|
| 1 | cycle | cyclists | basket |
| 2 | paths | palaces | pavements |
| 3 | brakes | rides | bridges |
| 4 | information | tickets | directions |
| 5 | see | seeing | saw |
| 6 | down | opposite | into |

Amsterdam is a favourite city for
 1 _____. There are lots of cycle
 2 _____ and there are no hills.
 You can cycle along the canals and across
 the 3 _____, looking at the
 houseboats. The Anne Frank museum is near
 there. You must buy 4 _____
 online before you go – it's very busy. In Dam
 Square you can 5 _____ the
 Royal Palace and 6 _____ it is the
 National Monument.

3 Where do they want to go? Read and follow the directions on the map. Then complete the questions.

1 How do I get to Central Park ?

Go straight on. Go past the theatre.
Then turn left. It's on the right.

2 How do I _____ ?

Turn right. Go past the large shop. Then
turn right and walk across the park.

3 _____ ?

Turn left. Go straight on across the bridge.
Then turn right. It's opposite the supermarket.



4 Write the safety rules for rollerblading.

- 1 (pavement) You must ...
- 2 (road) _____
- 3 (helmet) _____
- 4 (people) _____
- 5 (fast) _____



What I can do!

Put a tick (✓) or a cross (x).

- | | |
|---|--|
| <input type="checkbox"/> talk about bikes and cycling | <input type="checkbox"/> spell words with c and s pronounced s |
| <input type="checkbox"/> describe a city bike ride | <input type="checkbox"/> talk about rules using <i>must</i> and <i>mustn't</i> |
| <input type="checkbox"/> give directions | <input type="checkbox"/> write instructions using bullet points |

In this unit, I liked _____.

_____ was exciting.

I didn't mind _____.