


What time is it?


Name _____

Date _____




1. _____

2. _____



3. _____

4. _____



5. _____

6. _____

Teacher Notes: What time is it?

Materials: tiger picture • What time is it? Worksheet

Revised language and grammar: time • daily routines • present simple

Skills focus: listening • speaking • reading • writing

Instructions:

1. Revise daily routine activities; put students into groups and tell them they have two minutes to write as many as possible.
2. Ask students to write their answers on the board.
3. Show (or draw) a picture of a tiger. Ask students what they think a tiger does in a day using a tick (✓) or a cross (x) next to each activity on the board.
4. Now ask students to imagine that the tiger in the picture is part of their class - give the tiger a name! See if students want to change any of the crosses to ticks.
5. Erase the actions with a cross (x).
6. Ask students what time Tiger does each activity. Write the times in numbers under each activity, e.g. 7.00am.
7. Elicit a sample sentence from the class and write it on the board *At six o'clock Tiger brushes his teeth.*
8. Give each student a copy of 'What time is it?' worksheet.
9. Ask them to draw the hands on the clock and write a sentence, e.g. Tiger brushes his teeth at 8 o'clock. For higher levels, erase the times. For lower levels, write each sentence half on the board and ask them to match and write. For higher levels erase everything on the board and encourage imaginative responses.
10. Ask students to present their tiger day to three other students and see if there are any similarities.

Variations:

Start by writing morning, afternoon, evening and night on the board. Ask students what times these occur (e.g. night: 10pm – 5.00am) and add daily activities based on these times.

Use it to revise the past tense by saying *This was Tiger's day yesterday.* What did he do? Students then write: 'At six o'clock Tiger brushed his teeth' on their worksheet.

Post six images of tiger and a daily routine activity outside the classroom. Ask students to run, read, remember and write six sentences for the tiger on their worksheet.

Macmillan Home-School Link: For homework, ask students to think of another animal and write six sentences about that animal. Students can show what they've done in class and parents can help research the animal on the internet. Parents can also print this worksheet and complete with their child at home.



macmillan
education

macmillanenglish.com/blog-resources