

Chapter

7

Around the World


Lesson 1



1



Listen and number. Then say.



2



Listen again and check (✓) the languages of each country.

Country	Language					
	German	English	French	Arabic	Spanish	Japanese
1 France			✓			
2 Germany						
3 Canada						
4 Japan						
5 Egypt						
6 Mexico						

3

Point to the pictures. Test a friend.

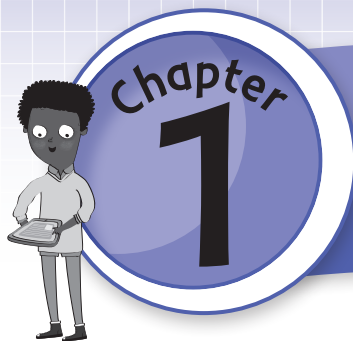
4

Write the names of other countries you know and their languages.

That house is
in Germany.

In Germany they
speak German.

In Brazil they speak Portuguese.



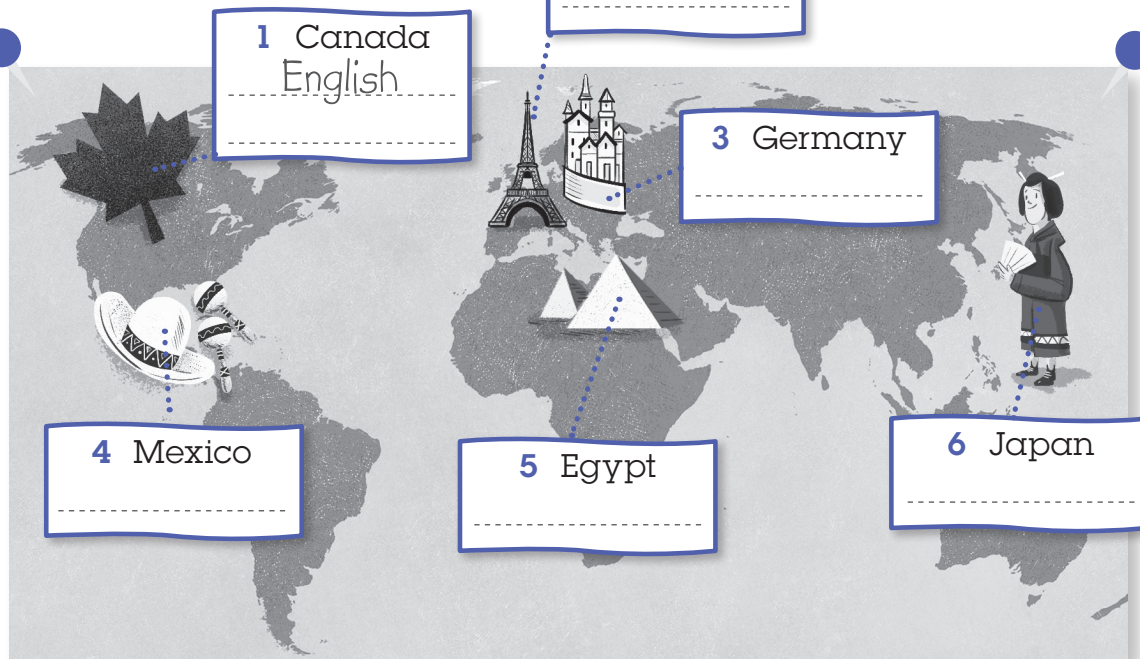
Chapter 1

Around the World

Lesson 1



1 Write the languages.



French
~~English~~
Arabic
Spanish
French
Japanese
German

2 Complete.

- 1 It's a French book. It's from France
- 2 She speaks Japanese. She's from
- 3 It's a Mexican dog. It's from
- 4 He speaks English and French. He's from
- 5 It's a German song. It's from

3 Choose and categorize the languages in your notebook.

I'd like to learn
I wouldn't like to learn

I can say hello
I don't know any words

end with sh
end with ch
different ending



Vocabulary

Lesson objective: identify and say countries and their languages

Key vocabulary: Egypt, Canada, France, Germany, Japan, Mexico; Arabic, English, French, German, Japanese, Spanish

Materials: Class CD

Chapter 1 Around the World Lesson 1

1 Listen and number. Then say.

2 Listen again and check (✓) the languages of each country.

Country	German	English	French	Arabic	Spanish	Japanese
1 France			✓			
2 Germany						
3 Canada						
4 Japan						
5 Egypt						
6 Mexico						

3 Point to the pictures. Test a friend.

4 Write the names of other countries you know and their languages.

8

That house is in Germany. In Germany they speak German.

In Brazil they speak Portuguese.

Warmer: English across the world

Have the children in pairs write a list of countries where English is spoken (the USA, the UK (England, Scotland, Wales, Northern Ireland), Canada, Australia, New Zealand, etc.) and list as many cities as they can for each country. Elicit answers.

1))) 1.4 Listen and number. Then say.

- Have the children look at the pictures. Ask *Which building is most interesting?* Elicit ideas.
- Play the CD twice for the children to listen and number the houses. Elicit the answers.
- Say the new words for the children to repeat.

Audioscript

Man: Welcome to the International Fun Park. Here, you can visit houses from around the world. Find the houses on the map.

Woman: First, enjoy beautiful France. It's next to the entrance, and number one on the map. There are a lot of apartments in this big house. Can you see the Eiffel Tower? In France, they speak French.

Man: House number 2 is from Germany. It's a black and white house with a lot of windows. They speak German in Germany.

Woman: Next to Germany is the house from Canada. It's number 3 on the map. There is a lot of snow, but it is warm inside the house. In Canada, there are two languages: English and French.

Man: House number 4 is from Japan. It's on an island in a lake. The house is very tall and it has a lot of roofs! Can you guess what language they speak in Japan? That's right, Japanese!

Woman: Look for the desert next. This is Egypt, number 5. This house is white because the Sun is very hot. People speak many languages in Egypt, but the main language is Arabic.

Man: The final house, number 6, is a house from Mexico. It's yellow and orange and it's very old. They speak many languages in Mexico, too, but the main language in Mexico is Spanish.

Answers

Japanese house 4, Egyptian house 5, Mexican house 6, Canadian house 3, German house 2, French house 1

2))) 1.4 Listen again and check (✓) the languages of each country.

- Say *In France they speak English*. Elicit the correct version. (*In France they speak French*.)
- Play the CD again. The children listen and check the correct language for each country. Say each country to elicit the language spoken there.

Answers

1 French 2 German 3 English/French 4 Japanese 5 Arabic 6 Spanish

3 Point to the pictures. Test a friend.

- Have two children read the example aloud.
- Divide your class into pairs. The children take turns pointing to a house in the picture in Activity 1 and saying where it is, and responding with a sentence on the language they speak there (without looking at their book).

4 Write the names of other countries you know and their languages.

- Elicit other countries the children know and write them on the board, e.g. *USA, China, Australia, India, Italy, Brazil*, etc.
- The children copy them in their notebook and write the language people speak in each country. They can do this individually or in small groups. Encourage them to add more countries/languages. Elicit answers.

Answers

Children's own answers.

Optional activity: Country, city, language

In pairs, the children take turns saying a country and responding with a city there and the language spoken.

Chapter 1 Around the World Lesson 1

1 Write the languages.

2 France

1 Canada English

3 Germany

4 Mexico

5 Egypt

6 Japan

French
English
Arabic
Spanish
French
Japanese
German

2 Complete.

1 It's a French book. It's fromFrance.....

2 She speaks Japanese. She's from

3 It's a Mexican dog. It's from

4 He speaks English and French. He's from

5 It's a German song. It's from

3 Choose and categorize the languages in your notebook.

1'd like to learn
I wouldn't like to learn

I can say hello
I don't know any words

end with sh
end with ch
different ending

1 Write the languages.

The children write the language for each country using the words supplied. Elicit answers.

Answers

1 English, French 2 French 3 German 4 Spanish 5 Arabic 6 Japanese

2 Complete.

The children complete the sentences by writing in the correct country. Elicit answers.

Answers

1 France 2 Japan 3 Mexico 4 Canada 5 Germany

3 Choose and categorize the languages in your notebook.

Remind the children that organizing vocabulary into categories makes it easier to learn. Elicit an example for each category listed. Ask *Which categories would you choose?* Elicit ideas, prompting children to give a reason for their choice. The children choose a pair of categories and list the words in their notebook, then compare with a friend.

Answers

Children's own answers.

Cooler: What about you?

Say *I can speak English and Spanish. What about you?* Have a child answer, then pose the question to another child. Divide the class into groups of six to do the activity. Have them repeat with *My mother/father/sister/brother can speak French. What about yours?*

Competency Focus

The children use critical thinking skills to identify the countries and their languages by using visual clues and processing the written and spoken forms.

Presentation Kit • All SB and AB pages can be shown on the board. Use them for "heads-up" teaching and reference throughout the lesson.

- Use the AB page to give feedback on activities, using the built-in interactive activity or *Answer Key*, as appropriate.
- TIP** All audio is accessible within the SB/AB pages: look for *Audio* in the Navigation Pane.
- Use Vocabulary Tool 1A to pre-teach key vocabulary as an alternative to the critical thinking approach. Use *Slideshow* to introduce the words and *Flash* to test.