

Introduction

Scope and Sequence



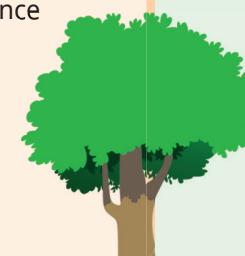
Key Language	Reviewed Language	Grammar Phrases	Content-based Learning	Songs	Extra Language
book, chair, crayon, table bathroom, classroom, playground sit down, stand up circle, red, 1-3		Look! It's a (crayon). Where's the (classroom)? It's there.	Math: decide whether objects are in the correct or incorrect setting	Mini-song: <i>Follow Me!</i> Storysong: <i>Let's Play!</i> Action Song: <i>Musical Chairs</i>	goodbye, hello, school, slide, wash basin



ears, eyes, mouth, nose arms, feet, hands, legs clap, shake, stomp, wiggle square, blue, 4	red, circle, 1-3	How are you? I'm (happy). Look! I have (two) (arms).	Art: complete the face	Mini-song: <i>Check it Out!</i> Storysong: <i>The Mirror House</i> Action Song: <i>Move Your Body!</i>	body, face, mirror, big, happy, sad
--	------------------	---	------------------------	--	---




Key Language	Key Language Review	Socioemotional Skills/ Grammar Phrases	Content-based learning	Song Activity with ASL
tree, dance, together, grow, listen	sit down, stand up, clap, shake, stomp, wiggle, happy, sad, grow, arms, ears, eyes, feet, hands, legs, mouth, nose	How do I feel when I dance? What is my favorite way to dance and move?	Dance: recognize the importance of exercise; express favorite activities and how to help others enjoy them	Tree of Life Song – Dance Great Big Tree Chant




Scope and Sequence

UNIT 3 My Clothes


Key Language	Reviewed Language	Grammar Phrases	Content-based Learning	Songs	Extra Language
raincoat, shorts, sweater, T-shirt boots, pants, shoes, socks put on, take off triangle, yellow, 5	sit down, stand-up, wiggle, circle, square, blue, red, 1-4	It's a (sunny) day, put on your (T-shirt). Where are my (pants)? Here they are.	Science: match the clothes to the shadows 	Mini-song: <i>What Clothes? What Weather?</i> Storysong: <i>What a Day!</i> Action Song: <i>The Sunny Day</i>	clothes, shadows, rainy, sunny, windy

UNIT 4 My Toys

ball, car, doll, puppet game, teddy bear, train playing, riding rectangle, orange, 6	circle, square, triangle, blue, 1-5 	What is it? It's my (car). Look! A (train). Let's play.	History: identify old and new toys (optional language: old, new)	Mini-song: <i>My Fun Toys</i> Storysong: <i>A Day at Grandpa's House</i> Action Song: <i>Playing with Toys</i>	grandpa, toys
---	--	--	--	--	---------------


Explore the World: Listen




Key Language	Key Language Review	Socioemotional Skills/ Grammar Phrases	Content-based learning	Song Activity with ASL
listen, happy, scared, move, relaxed, star, owl	Tree, happy, sad, body parts (tummy, hands, feet, face), listen, What's that?	Age-appropriate fears (dark, being alone, thunder) and tools to cope with them.	Listening: recognize self as part of one or more wider networks; understand and appreciate how we are different from others; express a different opinion respectfully	Tree of Life Song – Listen Hazel's Audio Story 

Scope and Sequence




Key Language	Reviewed Language	Arts Content	Songs	Extra Language
red, yellow, blue, orange, black, green, circle, crayon, pencil, marker, circle, triangle		Explore an artwork and make observations. Recognize colors and shapes. Explore shades and tones. Use different tools to draw and create graphic designs.	<i>Let's Look at Art!</i> 	paintbrush, glue stick, red toys, play dough




face, eyes, nose, mouth, ears		Explore an artwork and make observations. Create a face using clay and loose parts. Use different materials that can be manipulated to explore colors, texture, surfaces, shapes, and volume.	<i>Let's Look at Art!</i>	happy, funny face
-------------------------------	--	---	---------------------------	-------------------











sunny, rainy, raincoat, sweater, T-shirt, hot, cold		Explore shapes, colors, lines, and sensations in an artwork. Recognize weather conditions through images. Express feeling through drawing, painting, and collage.	<i>Let's Look at Art!</i>	lines, weather
---	---	---	---------------------------	----------------




train, car, ball, white, pink, dots	yellow, blue, circle	Explore an artwork and make observations. Recognize shapes, colors, and a mirror effect.	<i>Let's Look at Art!</i> 	shine, dark, reflection, mirror
-------------------------------------	----------------------	---	--	---------------------------------

Scope and Sequence


Key Language	Reviewed Language	Arts Content	Songs	Extra Language
 <p>bird, mommy, daddy, brother, sister, nest, family</p>		<p>Explore an artwork and make observations.</p> <p>Use different materials that can be manipulated to explore colors, textures, surfaces, shapes, and volume.</p>	<i>Let's Look at Art!</i>	fish
 <p>dog, puppies, paw prints</p>	 <p>bird</p>	<p>Explore and artwork and make observations.</p> <p>Manipulate objects in mud and water.</p>	<i>Let's Look at Art!</i>	mud, wash, 1-4
 <p>peas, beets, carrots, tomatoes, ice</p>		<p>Explore and artwork and make observations.</p> <p>Create body positions and movements based on an artwork.</p> <p>Create an art experiment with food.</p>	 <p><i>Let's Look at Art!</i></p>	roll, shape, 3, 5, 6, 8
 <p>farmer, bull, doctor</p>		<p>Explore and artwork and make observations.</p> <p>Listen to a story based on an artwork.</p> <p>Identify and appreciate the distinct forms of traditional and contemporary visual arts, fostering perception, imagination, the use of symbolism, and a repertoire of imagery.</p>	<i>Let's Look at Art!</i>	town

Scope and Sequence




Key Language	Reviewed Language	Math and Science Content	Songs	Extra Language
1-5, crayon, pencil case, red, book, chair, table		Recognize numbers from 1 to 5. Make one-to-one correspondence. Sort items according to criteria.	<i>Follow Me!</i>	lion, tree, bed, fish




ears, eyes, arms, feet, hands, legs, clap, touch, shake, stomp, pairs		Recognize body parts. Start understanding the concepts of <i>pairs</i> .	<i>Check it Out!</i>	
---	---	---	----------------------	--






raincoat, shorts, sweater, T-shirt, boots, pants, shoes, socks, yellow, blue, pattern	red	Classify objects by color.	<i>What Clothes?</i> <i>What Weather?</i>	
---	-----	----------------------------	--	---




ball, doll, game, teddy bear, train, big, small, rough, smooth		Understand the concepts of <i>big</i> and <i>small</i> . Identify texture.	<i>My Fun Toys</i>	texture
--	---	---	--------------------	---------

Scope and Sequence


	Key Language	Reviewed Language	Math and Science Content	Songs	Extra Language
	family, brother, daddy, mommy, sister, circle, rectangle, square, triangle, green, bedroom, kitchen, living room, bathroom	blue, red, yellow, pattern	Recognize and name shapes and colors. Produce a pattern.	 <i>My Happy Family</i>	shapes, sleeping, washing the dishes, brushing teeth, reading
	socks, sneakers, T-shirt, food, water, bed, sand, pets, wild, snake, lion, shark, dog, zebra	cat, pet, wild 	Recognize animal's need. Understand the difference between wild animals and pets.	<i>I Love My Pets</i>	needs, differences
	apples, bananas, beets, carrots, peas, tomatoes, pears, oranges, grapes, more, less, square, star, oval, diamond, 6-10	1-5	Count 1 to 10. Recognize numbers from 6 to 10. Understand the concepts of <i>more</i> and <i>less</i> .	<i>Rub Your Tummy!</i>	
	orange, firefighter, fire, recyclable, trash, plastic, glass, metal, paper, organic, bin	red, yellow	Mix primary and secondary colors. Recognize the role of a community helper.	<i>My Town</i>	

Scope and Sequence



Key Language	Reviewed Language	Music Content	Songs	Extra Language
flute, clarinet, French horn, bassoon, marker, sheet of paper, tapping, shaking, book, chair, (red) crayon, table, (red) markers		Recognize four wind instruments. Explore different sounds produced by school objects. Make music using school objects.	<i>The Bebop Friends</i>	rooster, owl, ostrich, goose




clap your hands, stomp your feet, tap your knees, yawn, cry, laugh, sneeze		Explore body percussion. Dance and move different body parts to a piece of music.	<i>Andy, Pandy, Sugar, and Candy; Move your Body</i>	body, sounds, percussion, happy, sad
--	--	--	--	--------------------------------------











sunny, windy, rainy, hot, cold, party horn, rain shaker, triangle, sunglasses, shorts, socks, sweater, boots, umbrella		Explore sounds produced by different weather conditions. Make an instruments associated with weather.	<i>The Weather</i>	beach, field, plastic bottle, beads, twigs, tapes, yellow, red, blue
--	--	--	--------------------	--



dinosaur, teddy bear, doll, ball, train, car, plane, loud, quiet		Understand the difference between loud and and quiet sounds. Recognize the different sounds of a plane, a train, and a car.	<i>The Dino and the Teddy Bear; Vrum Vrum</i>	toy, toy store
--	---	--	---	----------------

Scope and Sequence

	Key Language	Reviewed Language	Music Content	Songs	Extra Language
	high, low, mommy, daddy, brother, sister, bedroom, living room, kitchen, bathroom, Where's my (daddy)?	flute, bassoon	<p>Recognize the difference between high and low human voices and wind instruments.</p> <p>Associate the position of the characters in the house with high and low sounds.</p>		house, floor, room, upstairs, downstairs, family
	orange, blue, green, yellow, red, brown, dog (woof, woof), mouse (squeak, squeak), cat (meow), bird (tweet, tweet), fish (glub, glub), snake (hiss), turtle, rabbit, tip toe, move, walk, run, jump, fast, slow		<p>Recognize and explore animal onomatopoeic sounds.</p> <p>Feel and produce fast and slow tempo in music.</p>	<p><i>Woof, Woof!; The Turtle and the Rabbit</i></p> 	pet, wild animal, winner racetrack, starting line, finishing line
	fruit, corn, pie, berries, picnic, carrots, bananas, peas, grapes, ice cream, beets, tomatoes, chili peppers, purple	flute, French horn, clarinet, bassoon, orange, yellow, green, brown, red	<p>Learn rhymes and alliterations in a song.</p> <p>Explore different sounds produced by kitchen utensils.</p> <p>Make music using kitchen utensils.</p>	<p><i>Picnic Day</i></p> 	picnic, towel, tent, plate, spoon, lid, pot, soup
	short / long sounds, police car, hammer, motorcycle, car horn, drill, hospital, up, down	green, blue	<p>Explore sources of sound in the city, recognizing their characteristics and duration.</p> <p>Distinguish between short and long sounds in a C major scale.</p> <p>Recognize ascending and descending sounds.</p>		siren, school, police officer, doctor, firefighter, teacher, workers, ambulance, fire truck, police station, hammer, traffic light, stairs, elevator

Introduction

Scope and Sequence



Back to School

Key Language	Reviewed Language	Grammar Phrases	Content-based Learning	Songs	Extra Language
backpack, glue stick, marker, paintbrush eraser, pencil, pencil case draw, paint black, 11	book, chair, crayon, table, eyes, apple, carrot, circle, triangle, blue, green, orange, red, yellow, 1-10	Can I have a (glue stick), please? Here you are. Where's the (eraser)? It's (on) the (table).	Math: identify and circle pictures that show few and many (optional language: few, many)	Mini-song: <i>Here in My Backpack</i> Storysong: <i>Making a Picture!</i> Action Song: <i>What Is It?</i>	line, picture



This is Me!

cheeks, hair, head, teeth fingers, knees, shoulders, toes brush, pick out, wake up, wriggle 12	arms, ears, eyes, feet, hands, legs, mouth, nose, doctor, boots, raincoat, socks, clap, stomp, wash, wiggle, circle, rectangle, blue, brown, yellow, 1-11	This is my (head). These are my (eyes). What are these? These are my (fingers).	Social studies: match parts of the body to objects used in hygiene routines (optional language: hairbrush, soap, toothbrush)	Mini-song: <i>These Parts Make Up Me!</i> Storysong: <i>A Visit to the Doctor</i> Action Song: <i>When I Wake Up</i>	me, bend, puff out, side to side
---	---	--	--	--	----------------------------------



Explore the World: Breathe



Key Language	Key Language Review	Socioemotional Skills/ Grammar Phrases	Content-based Learning	Song Activity with ASL
happy, angry, tired, calm, breathe, stop, wind	body parts, colors, fast, slow, big, small	What makes me breathe fast? How do I feel when I take a deep breath?	Breathe: recognize emotions through breathing	Tree of Life Song – Breathe



Scope and Sequence

UNIT 3
I Love My Clothes

Key Language	Reviewed Language	Grammar Phrases	Content-based Learning	Songs	Extra Language
coat, gloves, scarf, skirt dress, hat, sandals fold it up, hang it on, put it in white, 13	boots, pants, raincoat, shoes, shorts, sweater, T-shirt, toes, backpack, sit down, stand up, take off, circle, black, blue, brown, purple, yellow, 1-12	What are you wearing? A (white) (skirt). When it's (hot), I wear (sandals).	Geography: learn about the temperature in different places and select the correct clothes for the temperature	Mini-song: <i>I Love My Clothes!</i> Storysong: <i>A Trip to the Snow</i> Action Song: <i>When You Get to School</i>	clothes, butterfly, penguin, whale, zebra, snow, snowflake, sun, Alaska, California, USA, love, cold, hot



UNIT 4
It's My Birthday!

balloons, cake, candles, party hats dinosaur, doll's house, hula hoop lift, smile, spin, walk oval, pink, 14	ball, doll, teddy bear, train, jump, wiggle, circle, rectangle, square, triangle, black, blue, green, orange, pink, purple, red, 1-13	How old are you? I'm (four). I have a (dinosaur). What do you have?	Math: Identify shapes	Mini-song: <i>It's a Party!</i> Storysong: <i>A Birthday Surprise!</i> Action Song: <i>Hula Hoops!</i>	birthday, camera, party, big
---	---	--	-----------------------	--	------------------------------







Explore the World: Play



Key Language	Key Language Review	Socioemotional Skills/ Grammar Phrases	Content-based Learning	Song Activity with ASL
panda, friend, alone, play	belly, friend, panda, party, happy birthday, toy vocabulary, breathe, eat, play, run, walk	What kinds of games do I like to play? Do I like to play alone sometimes? What can be difficult about playing with others?	Play: explore play as a connector, and as a source of fun and learning respect the desire to play in a group and alone	Tree of Life Song – Play What do you play?











Scope and Sequence

	Key Language	Reviewed Language	Arts Content	Songs	Extra Language
 <p>UNIT 1 School Shapes</p>	shapes, square, purple	circle, triangle, green, yellow	Identify shapes and colors in an artwork. Learn to follow instructions in illustrated steps and practice fine motor skills.	<i>Let's Discover</i>	pattern
 <p>UNIT 2 Amazing Hair</p>	hair, head	ears, eyes, mouth, nose	Relate artwork to self. Practice fine motor skills.	<i>Where's My Hair?</i>	earrings
 <p>UNIT 3 Fancy Hat</p>	hat, snow, cold	red, hot	Identify shapes and practice fine motor skills.	<i>Let's Discover</i>	witch, police officer, pirate, cowboy
 <p>UNIT 4 Mud Cakes!</p>	birthday, cake, candles, mud, party, present		Use different materials that can be manipulated to explore colors, textures, surfaces, plans, shapes, and volume. Practice gross and fine motor skills.	<i>Let's Discover</i>	cupcake case, decorations



Scope and Sequence

	Key Language	Reviewed Language	Arts Content	Songs	Extra Language
	bed, lamp, sofa bee, butterfly, ladybug, mouse, snake, bug hotel	bird	Discuss creations to achieve a plurality of meanings. Practice fine motor skills.	<i>Let's Discover</i> 	home, house
	farm, landscape, mountains, town	black, purple, blue, green, orange, red, yellow	Use different materials that can be manipulated to explore colors, textures, surfaces, plans, shapes, and volume.	<i>Let's Discover</i> 	animals, field, lavender, road, river, sky, tree, sandy landscape, corn, grass
	chocolate, honey, pancakes, strawberries, apples, bananas	orange	Explore an artwork and discover the colors and textures in it. Practice fine motor skills.	<i>Pancakes for Breakfast</i> 	breakfast, cereal, coffee, frying pan, milk, orange juice
	swing, slide, playground, climb up, slide down, go up, go down	purple, red	Explore an artwork and discover the textures and layers. Experience different painting effects. Practice fine motor skills.	<i>Let's Discover</i> 	

Introduction

Scope and Sequence



Key Language	Reviewed Language	Math and Science Content	Songs	Extra Language
backpack, eraser, glue stick, marker, paintbrush, pencil, black, 11 less, more	book, crayon, pencil case, red, 1-10	Understand one-to-one correspondence from 1 to 11. Understand the concepts of more and less.	<i>Here in My Backpack</i>	



ankles, knees, mouth brush the teeth, take a shower, wash the hands, eat, play	eyes, hands, feet	Learn and name parts of the body. Learn about personal hygiene.	<i>These Parts Make Up Me!</i>	health, hygiene
--	-------------------	--	--------------------------------	-----------------



gloves, hat, scarf, coat, snowman, sandals, skirt, 12	sweater, circle, rectangle, triangle, 1-11	Recognize shapes and use them to draw clothes. Relate numbers and quantity.	<i>I Love My Clothes!</i>	snow, sunny
---	--	--	---------------------------	-------------



cake, chocolate, flour, cocoa powder, eggs, bake the cake, grease the baking tray, mix the batter, preheat the oven		Learn and discuss about food and get in contact with cooking vocabulary.	<i>It's a Party!</i>	ballons, birthday, butter, candle, eggs, milk, sugar, cook, party, party hats, pear, rice, salad
---	--	--	----------------------	--



Scope and Sequence



Happy Home

Key Language	Reviewed Language	Math and Science Content	Songs	Extra Language
bathtub, bookcase, coffee maker, fridge, microwave, mirror, rug, sink, sofa, stove, toilet, TV, wardrobe toy box, match, window, 13-16	bedroom, bathroom, kitchen, living room, bed, 1-12	Classify objects according to attributes. Learn to sequence and count to 16.	<i>Everything in its Place!</i>	home, house, car, ball, dinosaur, lamp, turtle



Farm Life

adult, baby, calf, cow, chick, hen, lamb, sheep, dairy food, wool	eggs	Learn to classify farm animals into baby and adult categories. Identify the products farm animals produce.	<i>Animal Sounds</i>	animals, rooster, farm, farmer, milk, yarn
---	------	---	----------------------	--



So Much Food!

orange juice, pancakes, soup, steak, purple, 17-20	carrots, apples, bananas, pears, less, more, orange, 11-16	Learn to count to 20. Compare the number of food item and identify which is more and / or less.	<i>Yummy Food Here for You!</i>	food, favorite
--	--	--	---------------------------------	----------------











Let's Go!

crosswalk, traffic light, traffic police go, stop	blue, green, orange, red, yellow	Understand the function of each traffic light color. Mix primary colors.	<i>Stop and Listen</i>	street, cross
---	----------------------------------	---	------------------------	---------------











Introduction

Scope and Sequence

	Key Language	Reviewed Language	Music Content	Songs	Extra Language
 UNIT 1 Music and Me	eraser, glue stick, paintbrush, pencil, pencil case, few, many sleigh bells, drum, xylophone, tambourine, maracas, cymbals, claves, thick, thin	book, crayon, marker, triangle	Explore texture in music, how thick or light a piece of music is. Explore different sounds produced by musical instruments sounds.	<i>The Bebop Friends</i>	texture, tutti, solo 
 UNIT 2 Let's Move!	crawl, jump, march, run, tap, tiptoe, walk	feet, hands, knees, clap, stomp	Explore body percussions and feel the repetitive pulse that occurs in music. Develop body awareness and gross and fine motor coordination.	<i>Run Run!</i>	
 UNIT 3 My Shoes	coat, gloves, hat, pants, T-shirt, sandals, scarf, major, minor ballet dancer, ballet shoes, giant	hot, cold, boots, shorts, sunglasses, dance, stomp, tiptoe, walk, loud, quiet	Notice the difference between minor and major keys. Notice the difference between loud and quiet sounds.	<i>Hot and Cold</i> <i>Boots and Ballet Shoes</i>	
 UNIT 4 Music Box	birthday, balloons, gift box, music box, party hats, pink	ball, doll, teddy bear, dinosaur, train, blue, brown	Develop spatial hearing through sound direction detection. Introduce the concept of active music listening.	<i>Happy Birthday!</i>	cake, candles, hula hoop, party 

Scope and Sequence


	Key Language	Reviewed Language	Music Content	Songs	Extra Language
 UNIT 5 Spoon Orchestra	piano keyboard blender, cleaner, shower, spoons, vacuum cleaner, light switch, black	high, low, downstairs, upstairs, pink, purple, red, hammer, long, short	Distinguish low- and high-pitched sounds and recognize the position of both the low and high piano keys. Recognize and feel the difference between short and long sounds.	<i>High and Low</i> 	chords
 UNIT 6 Cock-a-Doodle-Do	cow, horse, sheep, hen, rooster, chicks, gray guiro, coconut horse hooves, bell, conductor	dog, cat, mouse, drum	Recognize the timbre and the sounds of farm animals. Learn about new musical instruments and explore their different sounds.	<i>The Farm Animal Band</i> 	
 UNIT 7 Good for You	blues rock, jazz, reggae, salsa, samba, tango candies, eggs, orange juice, ice cream, soft drink	grapes	Introduce the concept of expressiveness in musical emotions while explore feelings as a result of listening to different music genres. Discuss the concept of healthy food and unhealthy food while singing a song.	<i>Bad and Good for You</i> 	food, favorite, in excess
 UNIT 8 Green Light, Go!	museum, park, zoo, traffic light cinema, town, school	green, red, fast, slow	Sing a song about places in town clapping, and feeling the steady beat. Experience the concept of tempo in music: feel and produce fast and slow tempos	<i>Let's Go to the Park!</i> 	hurry, carefully, quickly, slowly

Introduction

Scope and Sequence




School Is Cool!

Key Language	Reviewed Language	Grammar Phrases	Content-based Learning	Songs	Extra Language
scissors, cutting, painting, pasting, coloring, drawing, fingerpainting counting, dancing, singing 21–30	backpack, cake, cat, chair, crayon, glue stick, fingers, hat, paintbrush, pencil, school, teddy bear, clap, fly, stomp, diamond, square, triangle, blue, brown, green, yellow, gray, 1–20, I have (a) (paintbrush).	I'm (painting). What are you doing, (Lucy)? I'm (drawing) with my (pencil).	Math: count and draw classroom objects to complete a sum 	Mini-song: <i>Cutting, Cutting, Cutting!</i> Storysong: <i>Teamwork</i> Action Song: <i>Today at School</i>	mask, picture




Let's Play!

basketball, hopscotch, jump rope, soccer, climb, hop, ride, skate down, left, right, up 31–40	arms, ball, hula hoop, TV, coloring, dance, swim, wiggle, rectangle, black, blue, green, orange, pink, purple, 1–30, I'm coloring one ball.	Do you like games? Yes, I like (basketball). (Lucy), what can you do? I can (climb).	Social studies: identify healthy activities (optional language: active, not active)	Mini-song: <i>Games Are Fun!</i> Storysong: <i>Let's Go Play!</i> Action Song: <i>Can You ...?</i>	basket, games, goal, sports 
---	---	---	---	--	--

Explore the World: Laugh



Key Language	Key Language Review	Socioemotional Skills/ Grammar Phrases	Content-based Learning	Song Activity with ASL
laugh, silly	scissors, basketball, climbing, hopping, hopscotch, jump rope	What makes me laugh? Does everyone laugh at the same thing?	Laugh: focus on the joy of play, relationship connections, and the importance of silliness	Tree of Life Song – Laugh 

Scope and Sequence



What to Wear?

Key Language	Reviewed Language	Grammar Phrases	Content-based Learning	Songs	Extra Language
nightgown, pajamas, slippers, swimsuit, swim trunks crown, glasses, necklace, shirt curl up, yawn 41–50	boots, coat, dress, gloves, hat, pants, sandals, shoes, shorts, skirt, T-shirt, bed, teddy bear, daddy, mommy, feet, teeth, brush, climb, drawing, hug, jump, play, put on, sleep, swim, sad, <i>colors</i> , 1–40, I'm drawing Eddy's pajamas.	What are your favorite clothes? My favorite clothes are my (red) (swimsuit) and my (purple) (sandals). What's (John) wearing? (He's) wearing a (green) (shirt) and (red) (boots).	Math: classify clothes by day and night (optional language: day, night)	Mini-song: <i>Swimsuits and Slippers</i> Storysong: <i>The Sleepover</i> Action Song: <i>Sleep Tight</i>	moon, sleepover, sun, swimming pool, favorite



Circus Fun!

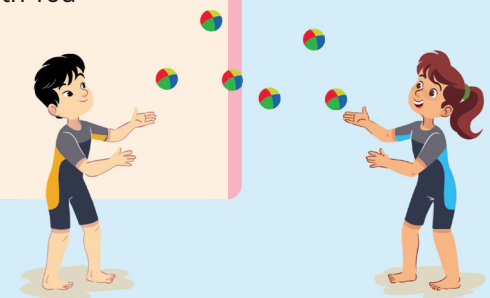
acrobat, clown, juggler, ringmaster dancer, magician, strongman bow, tap, wave 51–60	balloons, balls, bedroom, car, hat, nose, rabbit, shoes, train, hop, jump, painting, play, stop, big, down, up, circle, diamond, oval, rectangle, square, star, triangle, <i>colors</i> , 1–50, I'm painting four balloons. Where's the (clown)?	What can you see? I can see (a) (clown). The (clown) is (behind) the (dancer).	Math: identify and match shapes	Mini-song: <i>At the Circus</i> Storysong: <i>Let's Play Circus</i> Action Song: <i>Hop Like a Rabbit</i>	circus, magic, wand, behind, in, next to, on, under
--	---	---	------------------------------------	---	--



Explore the World: Share




Key Language	Key Language Review	Socioemotional Skills/ Grammar Phrases	Content-based Learning	Song Activity with ASL
beach, share, smile, sunglasses, together	yes, no, acrobat, juggler, swimsuit, swim trunks, glasses, ball, bike, toys, water, play, together	What do you like someone to share with you? How does it feel to share? Do you always have to share?	Share: explore sharing feelings and non-material things like songs, smiles, or friendship. Help children to express their feelings about sharing and being shared with.	Tree of Life Song – Share Share It with You




Scope and Sequence


UNIT 1
Art from Trash

Key Language	Reviewed Language	Arts Content	Songs	Extra Language
bin, bottle tops, metal, paper, plastic, plastic bottle, recycle 1-5, pink, sculpture	dots, red, blue, green, orange, purple 	Explore an artwork and identify fine details. Identify, and appreciate the distinct forms of traditional, and contemporary visual arts. Create a classroom wall installation or sculpture with waste plastic.	<i>What Can You See?</i>	fork, spoon, ocean


UNIT 2
Bubble Magic!

soap bubbles, garden, boy, girl, flower, bubble wand, children, cat hopscotch, soccer, blow bubbles, bubble hoop jump rope, turn around, touch, jump, twirl, hop, stomp, meow		Explore an artwork and identify fine details. Use different materials that can be manipulated in creating objects.	<i>What Can You See?</i>	games, sport, beads
---	---	---	--------------------------	---------------------









UNIT 3
Shapes and Lines

shapes, lines, spots, stripes, mushrooms sandals, shorts, swimsuit, swim trunks, T-shirt 1-6	banana, carrot, peas, red, yellow, blue, green, purple, orange, black, circle, rectangle	Explore an artwork and identify fine details. Identify patterns and shapes. Trace graphic marks on different surfaces, using scratching tools or paint.	<i>What Can You See?</i> 	pattern
--	--	---	---	---------

UNIT 4
The Circus


acrobat, dancer (ballerina), juggler, ringmaster, strongman, juggling balls, trapeze, tutu, weights, wig, shoe, hat, bow tie		Recognize and analyze the influence of distinct aesthetic and cultural frameworks in the manifestations of visual art in local, regional, and national cultures. Express freely through drawing, painting, collage, paper folding and sculpting creating craftworks.	<i>What Can You See?</i> <i>The Circus</i>	audience, food seller, circus, circus tent
--	---	---	---	--

Scope and Sequence


	Key Language	Reviewed Language	Arts Content	Songs	Extra Language
 UNIT 5 Family Portrait	aunt, grandma, grandpa, uncle eating, dancing, reading, swimming What's your (daddy) doing? (He's) (eating) in the (kitchen). (She's) my (grandma).	brother, daddy, mommy, sister, family, dog	Explore an artwork and find specific details within it. Copy an artwork with your body. Manipulate dough to achieve a planned effect.	<i>What Can You See?</i>	
 UNIT 6 Jungle Pattern	fruits, grass, leaves, trees, jungle, pattern, brown, gray elephant, flamingo, giraffe, lion, monkey, rhino, tiger, zebra What's that? That's (a) (lion).	snake, orange, pink, red, yellow	Identify fine details in an artwork. Learn about camouflage. Handle different tools and surfaces to draw and create graphic signs.	<i>What Can You See?</i> 	animals, camouflage, different, same
 UNIT 7 Ice-Cream Parlor	ice-cream, ice-cream parlor, popsicle, ice-cream scoop cherries, sprinkles, vanilla	<i>colors</i> chocolate, strawberry, 1-5	Explore an artwork and find specific details within it. Identify shapes in a puzzle. Participate in a role-play activity and discuss about their creations and those of their classmates to achieve a plurality of meanings.	<i>What Can You See?</i>	yummy 
 UNIT 8 Floating Boats	plane, bike, boat, bus, helicopter shadow	blue, green, red, yellow, car, bird, 1-5	Explore an artwork and identify fine details. Relate the shape of objects or animals to their shadows. Recognize shapes in a puzzle. Construct a floating vehicle.	<i>What Can You See? Driving</i>	

Scope and Sequence




Key Language	Reviewed Language	Math and Science Content	Songs	Extra Language
paintbrush, scissors, backpack, eraser brown 21-30	blue, green, crayon, glue stick, 1-20	Review and finish patterns with two elements. Recognize numbers from 21 to 30.	<i>Cutting, Cutting, Cutting!</i> 	up, down, left, right




dance, basketball, hopscotch, jump rope, soccer, swim, climb, ride, skate, run, wiggle 31-40	ball, 1-30 	Identify healthy habits. Learn about games and sports. Recognize numbers from 31 to 40.	<i>Games are Fun!</i>	hula hoops, games, sports
---	--	---	-----------------------	---------------------------











nightgown, pajamas, slippers, sandals, shirt, swimsuit, swim trunks day, night 41-50	diamond, star, orange, green, hat, pants, shorts, shoes, T-shirt, 1-40	Practice adding two numbers. Learn to sort according to attributes. Recognize numbers from 41 to 50.	<i>Swimsuits and Slippers</i> 	swimming pool
--	--	--	--	---------------











acrobat, clown, juggler, ringmaster, jar, tablespoon, baking soda, popcorn kernels, vinegar gray, pink, white 51-60	arms, ears, eyes, feet, hands, head, knees, legs, toes, mouth, hat, black, blue, green, red, yellow, brown, purple, orange, 1-50	Encourage the children to participate in science experiments. Learn numbers from 51 to 60.	<i>At the Circus</i> 	circus, science, experiment, shoulder, toes, fingers, nose
--	--	---	---	--









Scope and Sequence

	Key Language	Reviewed Language	Math and Science Content	Songs	Extra Language
 <p>UNIT 5 My Family and Me</p>	aunt, grandma, grandpa, uncle, adult, baby, child, elderly, teenager birthday cake, candles 61-70	family, brother, daddy, mommy, sister, circle, triangle, diamond, oval, square, star, rectangle, cake, 1-60	Recognize numbers from smallest to biggest. Sequence people from youngest to oldest. Recognize numbers from 61 to 70.	<i>I Love My Family</i>	birthday 
 <p>UNIT 6 Wild Life</p>	elephant, flamingo, giraffe, lion, monkey, rhino, tiger, zebra, skin, stripes, fur, mane, horn, trunk 71-80	black, brown, gray, pink, white, pattern, 1-70	Learn about animal patterns. Recognize numbers from 71 to 80.	<i>From Africa</i> 	animals
 <p>UNIT 7 Delicious Food</p>	chicken, hot dog, ice cream, pizza, salad, sandwich 81-90	circle, oval, rectangle, square, triangle, eggs, 1-80	Aprehend AB, ABB, and ABC patterns. Review and explore shapes. Recognize numbers 81 to 90.	<i>Food I Like!</i> 	food, yummy
 <p>UNIT 8 I Love Adventure!</p>	beach, jungle, lake, mountains bike, boat, plane, car, air, land, water paddle, take pictures, float, sink 91-100	ride, swim, 1-90	Learn about different environments and means of transportation. Learn about objects that float and sink. Recognize numbers from 91 to 100.	<i>Which Adventure?</i> 	adventure, trip

Scope and Sequence

	Key Language	Reviewed Language	Music Content	Songs	Extra Language
 Feel the Beat	drum set, recorder, violin backpack, dice backward, forward, sideways 1-3	book, crayon, glue stick, paintbrush, pencil, pencil case, blue, red, cymbals	Feel the different elements of rhythm: beat, measure, meter, and tempo. Use kinesthetic imagery in musical performance. Explore different sounds produced by school objects.	<i>Hello My Friends!</i>	play together, only one play 
 School Orchestra	choir, country bluegrass, orchestra, rock brass, percussion, strings, woodwinds cello, drum, harp, piano, tambourine, triangle, trumpet, tuba	bassoon, clarinet, flute, French horn, violin, conductor, blue, brown, green, yellow	Recognize the difference among four musical ensembles: an orchestra, a rock band, a choir, and a country bluegrass band. Recognize the difference among four families of instruments in an orchestra: woodwinds, strings, percussion, and brass.		instrument 
 Costume Party	costume party, crown, cowboy, king day, night, pajamas, swimsuit, swim trunks moon, sun	hat, drum, triangle, ballet dancer	Explore the concept of emotional response to music. Recognize minor and major tonality.	<i>Costume Party Day and Night</i>	
 Jack-in-the-box	circus, clown, juggler, ringmaster, jack-in-the-box ascending, descending circle, diamond, oval, rectangle, square, star, triangle, pop-up clown puppet, C major scale (do, re, mi, fa, sol, la, ti)	down, up, train, ball, long, short	Distinguish low and high pitches. Explore, identify, and feel the qualities of sound, focusing on ascending and descending, short and long sounds.	<i>Jack-in-the-box The Pop-up Clown</i>	cone 

Scope and Sequence

	Key Language	Reviewed Language	Music Content	Songs	Extra Language
 UNIT 5 Family Voices	eating, playing, reading, sleeping aunt, uncle, grandma, grandpa high pitch, low pitch, middle pitch What's (mommy) doing? (She's) (eating grapes)	brother, daddy, mommy, sister, square, triangle, brown, orange, yellow, bassoon, clarinet, flute, French horn, fast, slow, loud, quiet	Distinguish low, middle, and high pitches. Improve the rhythmic perception of tempo.	<i>Family Voices</i> <i>The Bebop Friends</i> 	family
 UNIT 6 Wild Rondo	monkey, rhino, tiger A, B, C, D	circle, oval, square, triangle, blue, brown, green, red	Nurture the understanding of <i>Rondo</i> form in music. Correlate musical forms to shapes and letters. Distinguish the parts of a piece of music and a story.	<i>Animal Rondo</i> 	Africa, animals, safari, rondo
 UNIT 7 World Food	apples, pears, cereal, chicken, fruit salad, hamburger, hot dog, lettuce, orange, pizza, salad, sandwich, breakfast, dinner, lunch blues-rock, flamenco, samba, tarantella castanets, rhythm sticks What do you want for (breakfast)? I want (chicken), please.	bananas, grapes, carrots, peas, tomatoes, eggs, drums, tambourine	Reinforce the perception of different music genres. Practice rhythm, repetition, and pronunciation.	<i>What do You Want to Eat?</i> <i>Yummy Food</i> 	
 UNIT 8 Soundscape	beach, jungle, lake, mountains, soundscape, cuckoo bus, boat, helicopter, laughter, cricket, playground, seagull, city can, plastic bottle, garbage, park, plane, trash bin Where do you want to go? I want to go to the (mountains).	car 	Introduce the concept of soundscape. Recognizing the sounds of a landscape and associate different timbres to soundscapes.	<i>Soundscape</i> <i>Where do You Want to Go?</i>	litter