

# 2

# Me and my clothes

## Lesson 1 Vocabulary 1

I can talk about clothes.

### DRESS YOUR SUPERHEROES !

2

Olivier

Olivia

1

2

3

4

5

6

7

8

9

10

11

12

13

14

### 1 Let's start!

Look at pictures 1–14. Find and name the red, yellow and brown clothes.

### 2 Match the words in the box with pictures 1–14. Then listen, check and repeat.

#### Clothes


cap • dress • hoodie • jacket • jeans • jumper • shirt • shoes • shorts • skirt • socks • trainers • trousers • T-shirt

### 3 In pairs, describe your favourite clothes.

My favourite T-shirt is black and white.

My favourite hoodie is grey and very big.

My favourite trainers are old, but they're cool.

- 4  24 Listen to the audio and complete the phrases with the adjectives in the box. Then listen, check and repeat.

### Adjectives

comfortable • smart • sporty • warm



1 a \_\_\_\_\_ jumper





2 \_\_\_\_\_ clothes



3 \_\_\_\_\_ shoes



4 \_\_\_\_\_ trousers

- 5   Work in pairs. Take it in turns to choose a place in the box and say what clothes Olivier or Olivia can wear. Use the adjectives in Exercise 4.

at a café • at a party • at school •  
in the park • on holiday


Olivier is in the park.

Warm jacket, trainers, ...

## 6 Pronunciation /ɔ:/

-  25 Listen and repeat the chant.

Your **four** sporty jackets  
are very **small**, **George**!

- 7  In pairs, write the next line of the chant from Exercise 6. Use the words in the box.

forty • Paul • warm

# Learning MENTOR



Follow Mac the Mentor's steps to remember new words.

- 1 For each day of the week, make a list of five words with gaps.



### Day 1

• h\_\_o\_\_ie  
• jacke\_\_  
• ju\_\_p\_\_r  
• s\_\_i\_\_t  
• T-s\_\_i\_\_t

### Day 2

• je\_\_n\_\_  
• tr\_\_sers  
...

- 2 Study it for five minutes a day.  
3 On day one, learn the words in the first list. On day two, check what you can remember from the first list, then learn the words from the next list.

- 8   Work in pairs. Take it in turns to think of a place and describe the clothes you wear there. Your partner guesses the place.

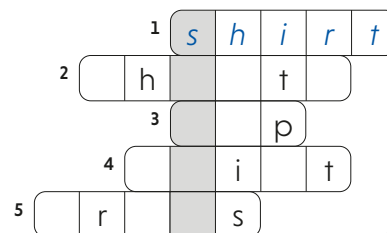
My shirt is smart.  
My trousers are black.

You're at a party!

Yes!

## Fast finishers

Complete the puzzle to find Mac the Mentor's secret word. Then draw it!



Digital PRACTICE



Level up with a digital game!

I can use the verb be in negative sentences.

## They aren't my clothes!

**Panel 1:**

1 Mickey and Ana aren't at school today.

2 It isn't a school day. It's Saturday!

3 Hi, everyone!

4 Mum, the taxi is outside.

5 Oh no, I'm not ready! Mickey, get my big bag with clothes for the film please.

**Panel 2:**

1 Good morning Mrs Brown. The new actor from the USA is with you, right?

2 Mickey, you aren't from the USA!

3 Mickey isn't an actor!

4 This is my mum! We aren't at school today. We're here to watch!

**Panel 3:**

1 Here's your bag, Mum. 9.30

2 Oh no! It isn't my bag! They aren't my clothes for the film!

3 I'm sorry, Mum ...

4 Don't worry, Mrs Brown. Just a minute!

**Panel 4:**

1 Robbie's back! 10.00

2 Here you are, Mrs Brown.

3 Thank you, Robbie!

1 Mickey, your mum's a very good actor!

2 She's amazing!

- 1 26 Read and listen. Then choose the correct option.

*Robbie / Mickey / Mrs Brown* is in a film.

- 2 26 Read and listen to the story again. Are these sentences true (T) or false (F)?

- 1 Two black bags are in picture 1. T
- 2 Mickey is an actor. —
- 3 The clothes in picture 3 are for the film. —
- 4 Mrs Brown is an amazing actor. —

- 3 27 Listen and repeat.

*I'm not ready!*  
*Just a minute!*  
*Here you are.*

### TIME MANAGEMENT


It's important to plan and organise your time.

## Be negative

## Long form

I	am	not	ready.	I'm	not	ready.
You	are	not	ready.	You	aren't	ready.
She	is	not	ready.	She	isn't	ready.
He	is	not	ready.	He	isn't	ready.
It	is	not	ready.	It	isn't	ready.
We	are	not	ready.	We	aren't	ready.
You	are	not	ready.	You	aren't	ready.
They	are	not	ready.	They	aren't	ready.

## Short form

Learning  
MENTOR
 Follow Mac the Mentor's steps.

- 1 Find negative sentences with *be* in the story. You have one minute!
- 2 Close your book. In pairs, say the sentences. How many do you remember?
- 3 Write five sentences with *be* in negative form.
- 4 Share the sentences in class.


4 Complete the sentences with *am not*, *are not* or *is not*. Then say the sentences with short forms.

- 1 The children *are not* at school.
- 2 Mrs Brown \_\_\_\_\_ ready.
- 3 Ana: You \_\_\_\_\_ the new actor.
- 4 Mickey: I \_\_\_\_\_ from the USA!
- 5 We \_\_\_\_\_ in the film.
- 6 Maria \_\_\_\_\_ at home.

The children aren't at school.

5 Complete the sentences with *'m not*, *aren't* or *isn't*.

- 1 Mr Brown *isn't* in the story.
- 2 The black bags \_\_\_\_\_ small.
- 3 I \_\_\_\_\_ an actor.
- 4 Ana: You \_\_\_\_\_ from the USA, Mickey!
- 5 We \_\_\_\_\_ at the film studio.
- 6 It \_\_\_\_\_ the right bag!

7  Work in pairs. Take it in turns to say two false sentences about an object or some clothes. Use the negative form to correct the sentences.

It's my jacket.  
It's old and green.

It isn't your jacket.  
It isn't old and green.

 Fast finishers


Say the chant. Change the words in bold and make a new chant for the class. Use the negative of *be*.

My **hoodie isn't** old,  
My **shoes aren't** new,  
I'm not at home today,  
My **school bag isn't** blue!

Digital  
PRACTICE



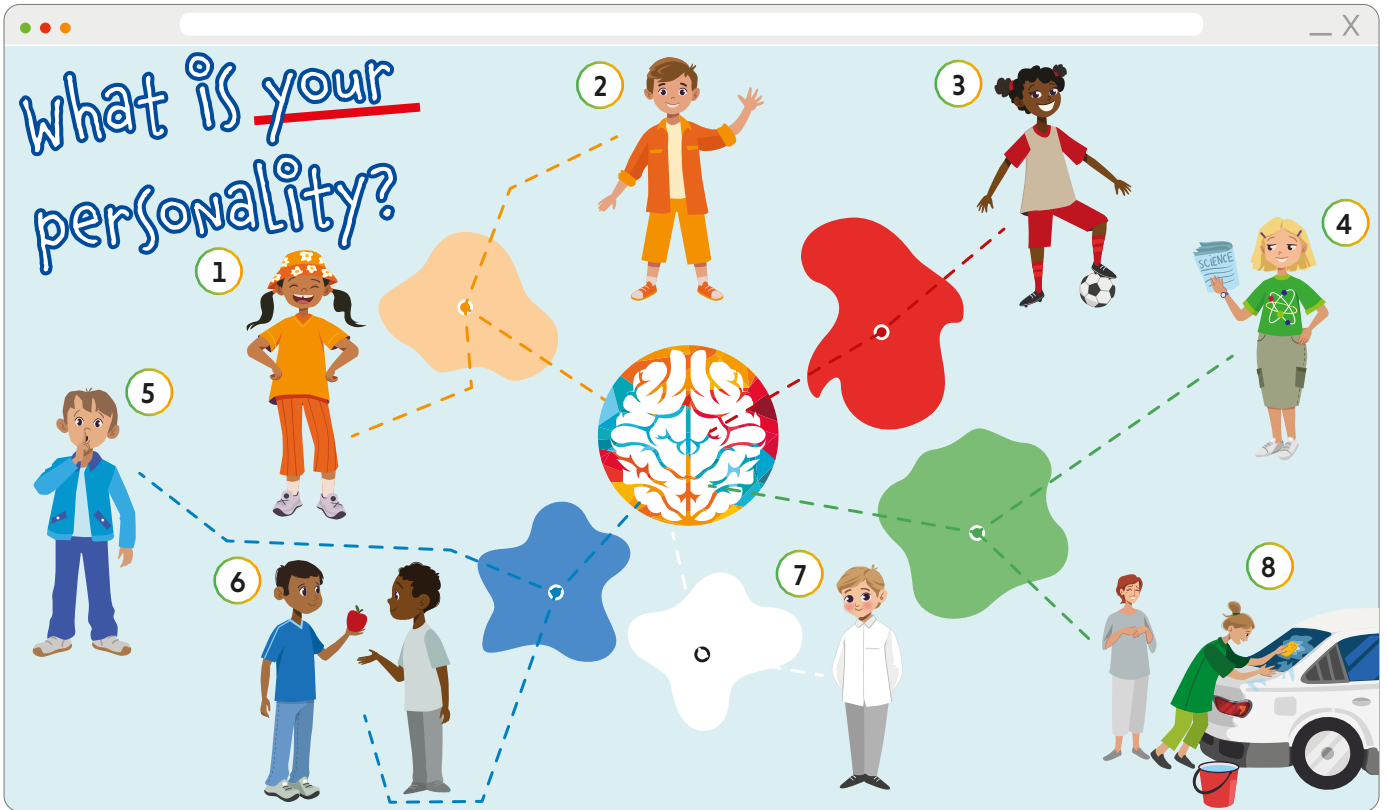
Level up!

6  Work in pairs. Imagine you are Mrs Brown. Use negative sentences to say what is wrong with the clothes in the bag.

These aren't my shoes!



I can understand and use personality adjectives.



1 Let's start!

🔄 Look at pictures 1–8. Find and point to someone *sporty* and someone *funny*.

2 🎧 Match the adjectives in the box with pictures 1–8. Then listen and repeat.

Personality adjectives

- clever • friendly • funny • helpful • kind • quiet • shy • sporty

3 🎧 Look at pictures 1–8 again. Guess what colours and adjectives are missing from the quiz. Then listen and check.

Look at the colour of your favourite clothes and find out what it means!

**ORANGE** friendly, <sup>1</sup> \_\_\_\_\_

**GREEN** helpful, clever


<sup>2</sup> \_\_\_\_\_ sporty

**BLUE** quiet, kind


**WHITE** <sup>3</sup> \_\_\_\_\_

4 🎧 Listen to the dialogues again. Choose the correct pictures for Carlos and Aylin.

Dialogue 1



Dialogue 2



5 👥 In pairs, do the quiz in Exercise 3. Are the colours and adjectives true for you?

My favourite hoodie is white, but I'm not shy!

I can ask and answer questions with the verb be.

GRAMMAR ANIMATION

6

## Grammar

### Be questions

Am I shy?  
Are you shy?  
Is he shy?  
Is she shy?  
Is it shy?  
Are we shy?  
Are you shy?  
Are they shy?

### Be short answers

Yes, I am. No, I'm not.  
Yes, you are. No, you aren't.  
Yes, he is. No, he isn't.  
Yes, she is. No, she isn't.  
Yes, it is. No, it isn't.  
Yes, we are. No, we aren't.  
Yes, you are. No, you aren't.  
Yes, they are. No, they aren't.

### Wh- questions and answers

What is it?  
It's a chair.  
What are they?  
They're chairs.  
Who is she?  
She's Jess.  
What is she like?  
She's shy/sporty.

What is it?



It's a book.

- 1 Work in pairs. Say four negative sentences about things in your classroom.

The chairs aren't red.

- 2 Listen and choose the correct option.



- The new student **is / isn't** in class with Leonor.
- Anna and Michel are in class **4B / 5B**.
- Michel is **funny / quiet**.
- Michel / Anna** is from France.

- 3 Match questions 1–5 with answers a–e.

- |                        |                              |
|------------------------|------------------------------|
| 1 Is he in your class? | a Yes, I am.                 |
| 2 Who is he?           | b They're French chocolates. |
| 3 What is he like?     | c No, he isn't.              |
| 4 Are you in my class? | d He's a new student.        |
| 5 What are they?       | e He's funny.                |

- 4 Put the words in the correct order to make questions.

1 sporty you Are ?

Are you sporty?

2 you Are funny ?

3 your red backpack Is ?

4 your shoes brown Are ?

5 favourite your is film What ?

6 your actor Who is favourite ?

7 friends your What like are ?

- 5 Take it in turns to ask and answer the questions in Exercise 4.

Are you sporty?

Yes, I am.

### Fast finishers

Choose a famous person. Write three questions to ask them.

Are you friendly?

**Kahoot!**

Compete with your classmates!

I can tell the time and ask what time it is.

1   Look at the clocks. Listen and repeat the times.



quarter past one




half past one



twenty past one





twenty to two

2  Match the times in the box with the clocks in photos 1–4 below. Then listen, check and repeat.

half past eight • quarter past five •  
ten o'clock • ten to three

What time is it?




3  Work in pairs. Take it in turns to ask and answer questions about the time in the places below.

1	London 8.30	Buenos Aires -4 hours
2	New York 2.15	Madrid +6 hours
3	Istanbul 10.45	Rio de Janeiro -6 hours
4	Madrid 4.00	Sydney +9 hours

It's half past eight in London.  
What time is it in Buenos Aires?

It's half past four!

4   Watch or listen and read. Find the times and draw a clock for each one.



Alice: Look, Dad. *Ice Age* is on today!

Mr Green: What time is the film?



Alice: It's at ten past six.

Mr Green: And what time is it now?

Alice: It's quarter to six.

Mr Green: Let's go now.

Alice: Great!

5   Look at the films and times below. In pairs, write a dialogue. Use Exercise 4 to help you. Then act it out.

#### NOW SHOWING

Time	Film	Time	Film
3.00	<i>Belle</i>	6.30	<i>Spiderman</i>
4.10	<i>Inside Out</i>	6.45	<i>Tom &amp; Jerry</i>
5.15	<i>Minions</i>	7.20	<i>Encanto</i>

Look, *Belle* is on today!

What time is the film?

I can understand a text about cosplay.

- 1 8 Look at the children in the photo and describe their clothes. Then watch the video.



- 2 34 Read and listen. How many countries are in the text? What are they?

- 3 34 Read and listen again. Match the beginning of each sentence 1–4 with endings a–e. There is one extra ending.

- |                         |                             |
|-------------------------|-----------------------------|
| 1 Captain America is    | a comic books.              |
| 2 <i>Comic Cons</i> are | b from <i>Toy Story</i> .   |
| 3 Luigi is              | c a superhero.              |
| 4 <i>Mangas</i> are     | d a character from a game.  |
|                         | e events for young and old. |

- 4 **FIND YOUR VOICE** One of your classmates isn't at school today. Send him/her a voice message in your language. Explain what cosplay is and give some examples.

## COSPLAY AROUND THE WORLD

What is cosplay? Look at the people in the pictures. They look like **characters** from a film, a TV show, a **comic book** or a video game. That's cosplay, and people like it all around the world!



THANKSGIVING DAY PARADE,  
HOUSTON, TEXAS



THANKSGIVING DAY  
PARADE, HOUSTON, TEXAS



COMIC CON, LONDON



STREET COSPLAY,  
TOKYO

In the USA, street **parades** are great for cosplay. Look at the friendly man in blue jeans and a yellow shirt. Who is he? He's Woody from *Toy Story*. Look at the man in a blue jacket with a star on it. He's a superhero! He's Captain America. He's cool!

The UK is a good country for cosplay, too. Look at the photo from a big cosplay event – Comic Con in London. It is for everyone, young and old. The men are Luigi and Mario, the characters from the computer game Super Mario Bros. They're funny!

In Japan, comic books **inspire** young people to make interesting clothes. Look at this girl. She's amazing! Her dress is orange and her umbrella is green. What colours are her hair and her socks?

In all countries, cosplay is fun!

### Search it up

- *Comic Cons* are events for the fans of comic books, films and TV shows.
- Find out what city in the USA *Comic Con* takes place in every year.

### Glossary

**character:** someone in a book, play, film, etc.

**comic book:** a book with cartoons

**inspire:** to give someone an idea

**parade:** a celebration in the street



*I can write a short message about myself.*

Virtual Classroom  
Meet new friends and write to them in English every day!

**Hello from Brazil!**

Hi, Charlotte!  
My name is Carlos. I'm 11 and I'm from Rio de Janeiro.  
I'm friendly and helpful. I'm very sporty. Are you sporty?  
Look at the photo. I'm in the park with my friend, David.  
My T-shirt is blue and comfortable.  
Football is my hobby. What is your hobby?  
Write to me soon.  
Carlos

Send Cancel



**1** Read the message. Find and point to Carlos in the photo.

**2** Read the message again. Find sentences about Carlos for the information below.

1 personal information

*My name is Carlos.*

2 adjectives that describe Carlos

\_\_\_\_\_

3 clothes

\_\_\_\_\_

4 hobby

\_\_\_\_\_

**3** Help Charlotte write a reply to Carlos. Put the words in the correct order to make sentences.

1 11 from London I'm and I'm .

*I'm from London and I'm 11.*

2 funny I'm clever and .

\_\_\_\_\_

3 sporty not I'm .

\_\_\_\_\_

4 with I'm at home Beth my friend .

\_\_\_\_\_

5 red is My jumper .

\_\_\_\_\_

6 is hobby my Painting .

\_\_\_\_\_

**4** Find two questions in the message from Carlos. In pairs, think of more questions.

What is your favourite film?

**5** Write a message to a new friend. Follow the steps below.

### Writing planner



#### Find

Find a photo of you with a friend.



#### Think

- What information do you want to include?
- What adjectives describe you?
- Who is in the photo?
- How can you describe your clothes?
- What are your hobbies?
- What questions can you ask?



#### Write

Look at the message from Carlos again. Then write your message to your new friend.

*Hello from ...*



#### Show your work

Share your message with the class.

## Vocabulary

1 Look at the photos and write the clothes.



1 \_\_\_\_\_ 4 \_\_\_\_\_  
 2 \_\_\_\_\_ 5 \_\_\_\_\_  
 3 \_\_\_\_\_

\_\_\_ / 5 points

2 Match photos 1–3 with the adjectives in the box. There is one extra adjective.

shy • smart • sporty • warm



\_\_\_\_\_

\_\_\_ / 3 points

3 Complete the adjectives for describing people.

1 h\_\_\_\_\_l                      3 qu\_\_\_\_\_t  
 2 ki\_\_\_\_\_d                    4 f\_\_\_\_\_ny

\_\_\_ / 4 points

## Grammar

4 Look at the picture of Zehra. Write negative sentences with *be*. Use short forms.

1 My shoes / not / red.  
 \_\_\_\_\_  
 2 My dress / not / yellow.  
 \_\_\_\_\_  
 3 I / not / 12.  
 \_\_\_\_\_



\_\_\_ / 3 points

5 Complete the questions and answers using *be*. Use short forms where possible.

- 1 What \_\_\_\_\_ they? They \_\_\_\_\_ my trainers.
- 2 Who \_\_\_\_\_ he? He \_\_\_\_\_ my friend.
- 3 What \_\_\_\_\_ she like? She \_\_\_\_\_ friendly.
- 4 \_\_\_\_\_ he clever? Yes, he \_\_\_\_\_.
- 5 \_\_\_\_\_ she shy? No, she \_\_\_\_\_.

\_\_\_ / 5 points

## Speaking

6 Complete the dialogue about the School Fun Day.



- Lara:** What time is the coding lesson?  
**Tom:** It's <sup>1</sup> \_\_\_\_\_ half past nine.  
**Lara:** What <sup>2</sup> \_\_\_\_\_ is it now?  
**Tom:** It's ten <sup>3</sup> \_\_\_\_\_.  
**Lara:** And <sup>4</sup> \_\_\_\_\_ time is the football match?  
**Tom:** It's at <sup>5</sup> \_\_\_\_\_ past ten.

\_\_\_ / 5 points

## Level up!

Add up your score for all the exercises and follow the instructions below.

- 🏆 20–25 points – Great job, well done!
  - 👉 14–19 points – Good score! Work on your mistakes and correct them in your notebook.
  - 📖 0–13 points – Keep calm and revise more. Do exercises A–C below!
- (A) Work on vocabulary → Learning mentor, p. 21  
 (B) Revise grammar → Learning mentor, p. 23  
 (C) Practise speaking → Exercises 2–4, p. 26

 Discover

- 1  Work in pairs. Look at the question in the text title. What do you think?

## HOW MANY CLOTHES ARE NECESSARY?

One expert says we only need clothes for nine days. That's clothes for seven days of the week, and two special days.

Most people prefer to wear comfortable clothes. We need warm clothes for cold days,

and clothes for summer too. It's a good idea to choose your favourite colour!

It isn't necessary to have a lot of clothes. We use a lot of water to make clothes, and that's bad for the planet!

2,700  
litres of water



=



We use 2,700  
litres of water to  
make one T-shirt

That's water for  
one person to  
drink for 2.5 years

- 2 Read the text. What is the main idea? Choose the correct answer.

- a Clothes are very important.
- b It isn't a good idea to have a lot of clothes.
- c Most people prefer comfortable clothes.

- 3  Look at the photos of clothes. In pairs, describe the clothes and say which ones are your favourites.

### My Lookbook!

①



②



③



④



⑤



⑥



⑦



⑧



This is a green hoodie.

I like these jeans.

My favourite is ...

## Learn

### Skills for life: be creative



I have an idea!



Let's try it!

Share ideas with friends to be more creative.

### TIP

To get more creative ideas, go for a short walk!

#### 4 Complete the chart with the phrases in the box.

Find ideas • Talk to another person • Think!

#### How to be creative



1 \_\_\_\_\_

\_\_\_\_\_




2 Make a list  
(5 minutes)



3 \_\_\_\_\_

\_\_\_\_\_



4 \_\_\_\_\_

\_\_\_\_\_



5 Choose

Workbook: Skills for life page 26

## Plan

#### 5 Make a list of the clothes you have. Choose six that you think you need. Think about these things.

- cold/hot days
- your favourite colours
- clothes for each day of the week
- clothes for important events
- shoes



#### 6 Go to your Workbook and do the planning activity on page 26.

## Create

#### 7 Make a lookbook of the clothes you chose in Exercise 5. Write a description of the clothes.

## Share and reflect

#### 8 Present the lookbook to your class.

#### 9 Go to your Workbook and complete the self-reflection activity on page 26.

What can you do with old clothes (to help other people)?

