

Ferris Wheel!

1

Student's Book
+ App



by Carol Read





Clothes


Let's dress up!

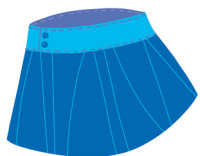
Vocabulary

Lesson
1

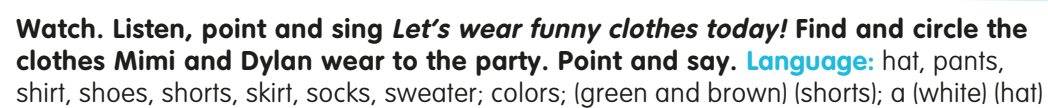


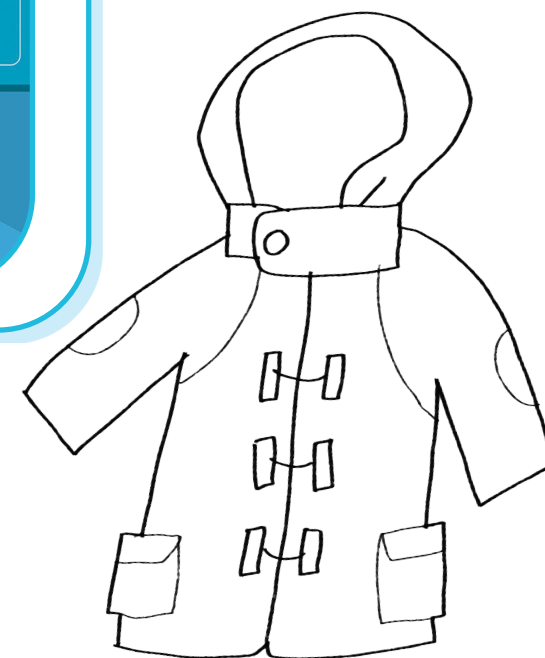

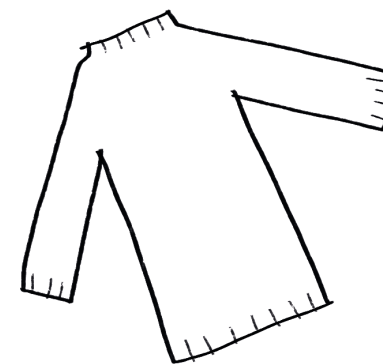
Listen, point and repeat. Listen and play. Stick the clothes stickers.
Circle the clothes Mimi and Dylan are wearing. Say. **Language:** coat, dress, pants, shirt, skirt, sweater; blue, green, orange, pink, red, yellow






Watch. Listen to the story *Let's dress up!* Circle the clothes Mimi and Dylan wear to the party. **Language:** hat, pants, shirt, shoes, shorts; colors; This is a (shirt). These are (shoes). I'm wearing (a white) (hat).







Watch. Listen and point. Match and color the clothes Uncle Dan is wearing. Circle the clothes you're wearing. Say. **Language:** boots, coat, hat, pants, shirt, shoes, sweater; colors; What are you wearing? I'm wearing (a red) (sweater).



Listen, point and sing *When we play together*. Complete the faces to show if you cooperate with others like Mimi and Dylan. Draw a picture to show you cooperating with your friends or family. Say. **Language:** learn, play, share; family, friends; I (play) with my (friends).





Listen and point. Circle clothes for hot weather orange. Circle clothes for cold weather blue. Say. **Language:** boots, coat, gloves, hat, sandals, scarf, shorts, shirt; cold, hot; It's (cold). I'm wearing (a scarf).



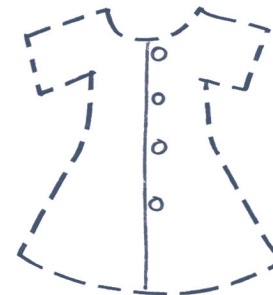
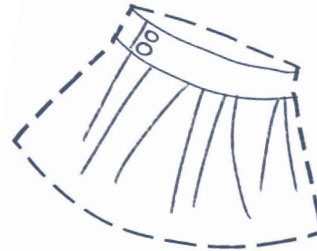

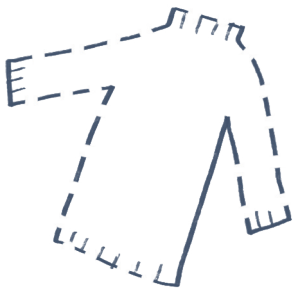



Watch. Listen, point and sing *This is the way I put on my shirt*. Match the photos and clothes. Say. **Language:** coat, pants, shirt, shoes; This is the way I put on my (shoes).



Review

Clothes



I can ...

Vocabulary



Story



Speaking



Content



Trace and color the clothes you know. Listen, point and say. Ask and say. Complete the faces to show what you can do. **Language:** coat, dress, gloves, pants, sandals, scarf, shirt, shoes, shorts, skirt, socks, sweater; colors; What are you wearing? I'm wearing (a blue) (skirt).

Project



Clothes



Make a shirt for hot weather or a sweater for cold weather. Hang your clothes on the correct clothes line. Say.
Language: shirt, sweater; clothespin, clothes line, stamps, string; colors; numbers; cold, hot; It's (hot). This is a (blue) (shirt).
 I like the (green) (shirt). How many (pink) (shirts)? (Two). I have a (blue and green) (sweater). Our clothes are (fantastic)!