


Breaking the Silence: 10 Ways to Empower Students to Express Themselves



Sarah Hillyard



Agenda



Where is that silence coming from?



What are 10 ways to empower students to express themselves?

Where is that silence coming from?



What makes your learners silent?

What are 10 ways to empower my students to express themselves?



What do YOU think?

1 CULTIVATE A CULTURE OF SHARING


The Share Chair

Would you like to share my ice cream?




PRO TIP
The very first thing you want to do!!

2 WARM THEM UP!



2 WARM THEM UP!



2 WARM THEM UP!



2 WARM THEM UP!



2 WARM THEM UP

My life in numbers

Would you rather ... ? (and why?)

WOULD YOU RATHER ...

- tie wet shoelaces OR wipe a runny nose?
- have a week of lesson plans written for you OR one free personal day but you have to write your plans?
- be able to fly OR be invisible?
- have a magic carpet that flies you anywhere OR a robot who does all your homework?

PRO TIP
Don't just begin by asking a list of conversation questions – This won't get them speaking!

3 PROMOTE A GROWTH MINDSET

- The power of YET – Effort matters.
- Accept mistakes – Mistakes are OK!
- Make mistakes yourself – Let learners correct YOU.



PRO TIP

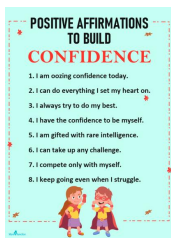
"I have not failed. I've just found 10,000 ways that won't work".

Thomas A. Edison



4 BOOST SELF-CONFIDENCE

Positive affirmations



PRO TIP

"No significant learning occurs without a significant relationship"

Dr. James P. Comer, professor of Child Psychiatry, Yale University

5 SCAFFOLD

Projects ... Dialogues ... Games

1 Listen, read, and say.

Clara: Can I have a snack?
 Mom: Sure. There's some soda.
 Clara: Great! Is there any popcorn?
 Mom: No, there isn't.
 Clara: Oh, no! Not again!

PRO TIP

Substitution

Share It! Level 3.

5 SCAFFOLD

Projects ... Dialogues ... Games

1 Listen, read, and say.

Clara: Can I have a snack?
 Mom: Sure. There's some **soda**.
 Clara: Great! Is there any **popcorn**?
 Mom: **No, there isn't**.
 Clara: **Oh, no! Not again!**

PRO TIP

Substitution

Share It! Level 3.

5 SCAFFOLD

Projects ... Dialogues ... Games

1 Listen, read, and say.

Clara: Can I have a **soda**?
 Mom: Sure. There's some **soda**.
 Clara: Great! Is there any **popcorn**?
 Mom: No, there isn't.
 Clara: Oh, no! Not again!

PRO TIP

Substitution ...
 or ... make the dialogue disappear!

Share It! Level 3.

5 SCAFFOLD

Projects ... Dialogues ... Games

1 Listen, read, and say.

Clara: Can I have a [redacted].
 Mom: Sure. There's some soda.
 Clara: Great! Is there any [redacted].
 Mom: No, [redacted].
 Clara: [redacted] Not again!




Share It! Level 3.

PRO TIP
 Substitution ...
 or ... make the dialogue disappear!

6 PAIR AND GROUP WORK

Could you?



Share It! Level 4. Sharebook

PRO TIP
Communication
 Allow time for students to think or make notes about what they want to say before a speaking activity. This will help them think clearly about their ideas and speak more confidently.

7 INFORMATION GAP ACTIVITIES

Coffeepot



PRO TIP
 Everyone needs a purpose!!

8 AGENCY: CHOICE AND INTERESTS

Choice boards

Vocabulary Choice Board

Create Connections Make a connection to at least 3 vocabulary words. A connection is a meaning, experience, story, song, class, the word reminds you of...	Create a mini quiz for a classmate that uses at least 10 vocabulary words.	Write a short story using at least 10 of the vocabulary words. Underline the vocabulary words in your story.
Synonyms and Antonyms Choose ten vocabulary words. Write a synonym and an antonym for each word.	Sort It! Sort your vocabulary words into three categories. The more creative the categories the better! Words can be sorted by meaning, letters, vowels, syllables etc...	Comic Strip Make a comic strip using 10 of your words.
Super Sentences Write a sentence for 10 of the vocabulary words. Show that you know the meaning of the word in the sentence by using context clues.	Illustrations Draw a picture to show the meaning of at least 10 vocabulary words.	Entry of Speech Noun, Verb, Adjective Sort the vocabulary words into three groups based on their type of speech.

PRO TIP
 "To be interesting, be interested"
 - Dale Carnegie

9 MAKE SOME MAGIC!

Puppets & masks, ball, microphone, wand, cape, spoon



PRO TIP
 Choose a Talking Piece

10 AWARDS AND PRAISE

Positive reinforcement and collaborative awards



PRO TIP
 Use a praise checklist

What beliefs do you need to believe?



What beliefs do you need to believe?



- Mistakes are OK.
- Positivity and safety are essential.
- Everyone is praise-worthy.
- Learning is a process.
- Pair and group work is good!
- Voices hold value.
- Believe in your students.
- Believe in yourself.
- ...

What is your biggest take-away?



"If you can imagine it, you can achieve it. If you can dream it, you can become it."

- William Arthur Ward

Breaking the Silence: 10 Ways to Empower Students to Express Themselves



THANK YOU!!



Sarah Hillyard