

# Contents



Hello

p3



Classroom

p5

My body

p15



Clothes

p25



Home

p35

Food

p45



Farm  
animals

p55



Transportation

p65



Space

p75



Colors p85  
Numbers p87

Shapes p89  
Concepts p91

Festivals  
p94

Macmillan Education  
4 Crinan Street  
London N1 9XW  
A division of Springer Nature Limited

Companies and representatives throughout the world

Ferris Wheel 2 Activity Book ISBN 978-1-380-01870-0

Text © Carol Read 2019  
Design and illustration © Springer Nature Limited 2019

The author has asserted their right to be identified as the author of this work in accordance with the Copyright, Designs and Patents Act 1988.

All rights reserved. No part of this publication may be reproduced, stored in a retrieval system, or transmitted in any form or by any means, electronic, mechanical, photocopying, recording, or otherwise, without the prior written permission of the publishers.

Original design by Clare Webber  
Page make-up by emc design ltd  
Illustrated by Jose Ignacio Gómez (Nacho Gómez) pp5–7, 9, 15–16, 18–19, 22(a,c,f,h), 23(a,f), 25–27, 35–36, 43t, 45–49, 53t, 55–56, 65–66, 75–77, 79, 80t, 83 (main character artwork illustrations). Other illustrations by BluBlu Animation Group Sp. z o.o. pp3–4, 8, 13b, 17, 22(b,d,e,g,i), 23(b–e), 28, 33, 37–39, 42, 43b, 48b, 53b, 57–58, 59, 63, 67–68, 73b, 78–79, 82–83 (in the style of Nacho Gómez); pp.29, 49c, 50–52, 54, 69, 94–96 (own style); Arpad Olbey (Beehive Illustration) pp10–14, 20–21, 24, 30–34, 40–41, 44, 60–62, 64, 70–74, 80b, 81, 84–93.  
Cover design by emc design ltd  
Cover illustration by Jose Ignacio Gómez (Nacho Gómez).

Authors’ acknowledgements  
I would like to thank everyone at Macmillan Education in the UK, Spain and Mexico who has contributed to the development and production of these materials. I would also like to thank all the teachers who have taken time to read and pilot the materials, and given invaluable feedback at every stage of writing the course. Special thanks as ever go to my husband, Alan, for his encouragement and support, and to our son and daughter, Jamie and Hannah, from whose early childhood days I learnt so much.

The publishers would like to thank Alex Tamulis, São Paulo, Brazil; Aysegül Sezer, İNO Schools, Turkey; Daniela Araujo Pielli, Alt Idiomias, São Bernardo Do Campo, Brazil; Daniela Pugliese, Milton’s College, Buenos Aires, Argentina; Esra Ezici, Turkey; Fernanda Domeniconi Nery Amorim, São Paulo, Brazil; Gabriela Iocolari, English Schoolhouse, Buenos Aires, Argentina; Gulbin Cin, Bahcesehir College, Turkey; Mariana Pastorino, Em Pi Instituto de Inglês, Santa Fe, Argentina; Mariné Ortiz, Warrington, Buenos Aires, Argentina; Paola Daniela Tuninetti, Academia Argüello, Córdoba, Argentina; Silvana Paola Accardo, Escuela Cooperativa Mundo Nuevo Instituto Casa de Jesús, Buenos Aires, Argentina

These materials may contain links for third party websites. We have no control over, and are not responsible for, the contents of such third party websites. Please use care when accessing them.

The inclusion of any specific companies, commercial products, trade names or otherwise, does not constitute or imply its endorsement or recommendation by Springer Nature Limited.

Printed and bound in Dubai

2023 2022 2021 2020 2019  
10 9 8 7 6 5 4 3 2 1




Hello

I'm Mimi!

Vocabulary


Lesson  
1



Point and say the names. Trace and color the Ferris Wheel. Say the colors.

Language: Mommy, Daddy, Mimi, Dylan; Ferris Wheel; blue, green, orange, pink, red, yellow





**Find and color the toys. Point and say. Ask and say.**

**Language:** ball, car, doll, teddy, train, scooter; blue, green, orange, pink, red, yellow; Where's the (ball)? Here's the (ball)! It's (blue).



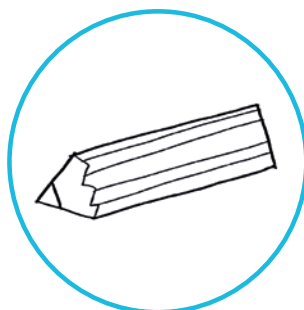
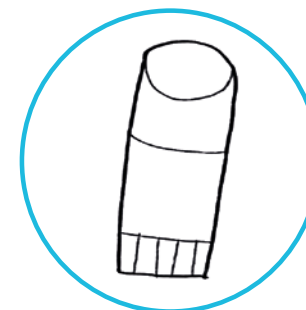
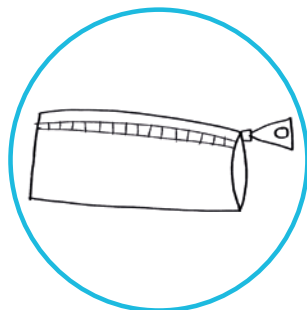

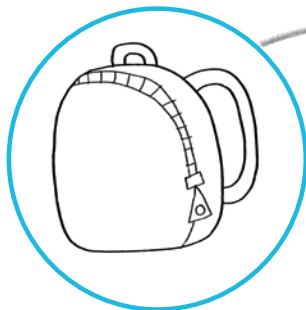


# Classroom

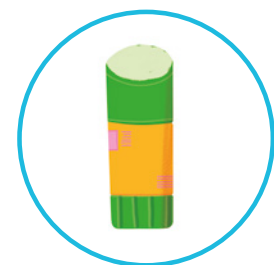

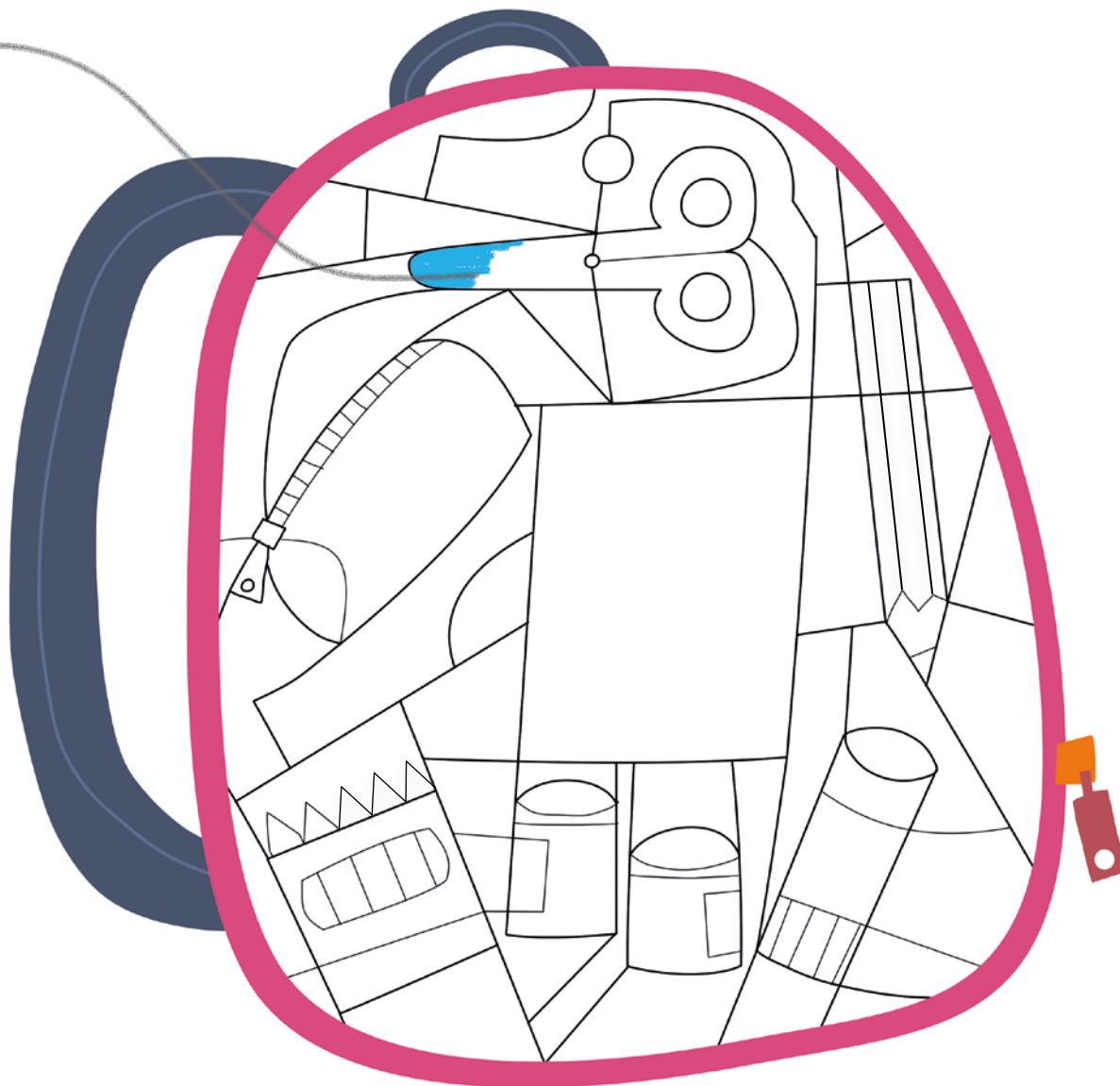
## Fun with paint!

## Vocabulary

Lesson  
1



**Look, find and match. Color the objects in your classroom. Point and say.**  
**Language:** backpack, crayons, glue, pencil, pencil case, scissors



**Find and match the objects in the backpack. Color. Ask and say.**

**Language:** backpack, crayons, glue, paints, paper, pencil, pencil case, scissors; Do you have your (backpack)?  
Yes, I do. / No, I don't.

1


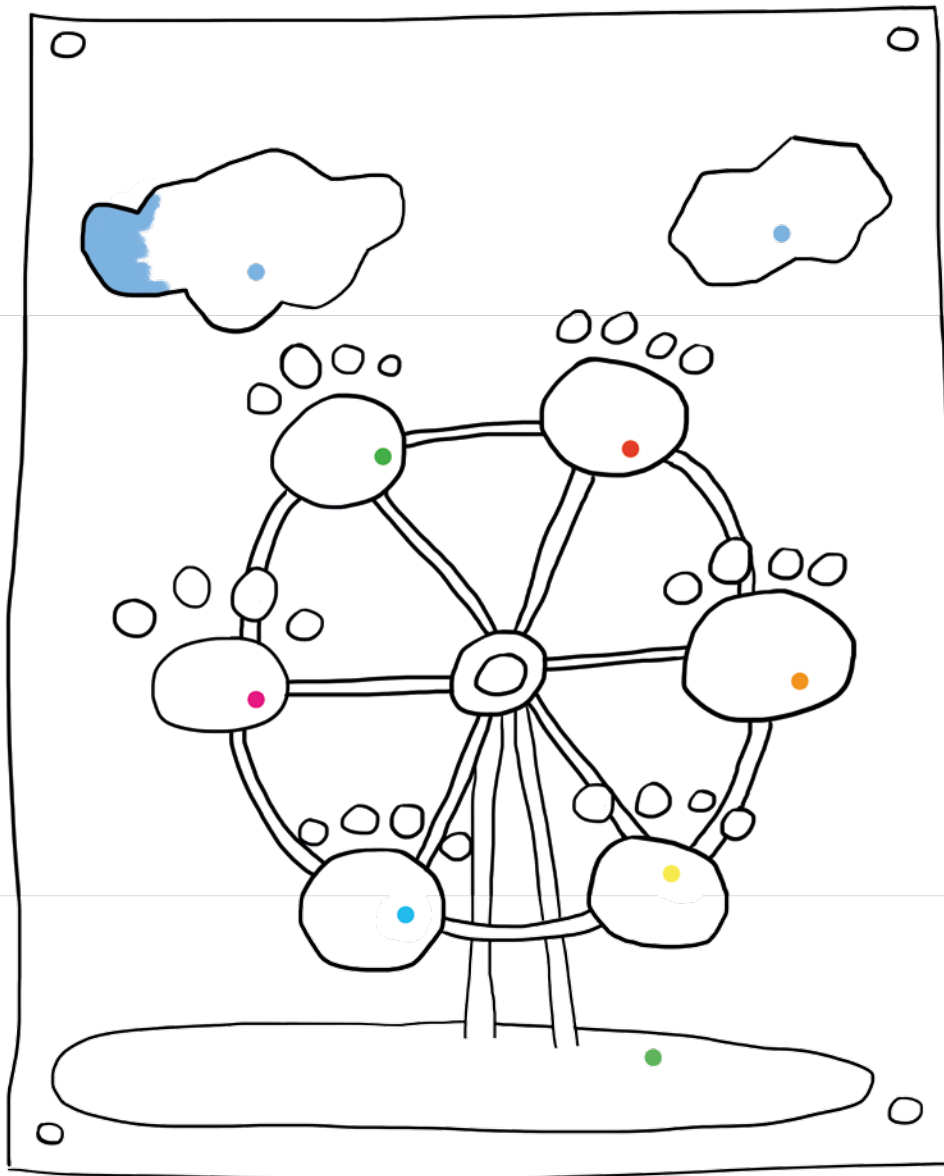
2

3

4



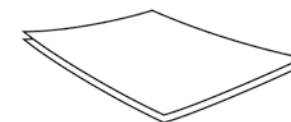
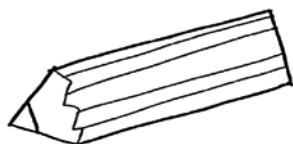
Trace and say the numbers. Match to order the pictures. Circle your favorite picture.  
**Language:** backpack, crayons, glue, paints, paper, pencil, pencil case, scissors; numbers 1–4



Color or paint Dylan and Mimi's pictures from the story. Ask and say.



**Language:** colors; Do you have (red) in your picture? Yes, I do. / No, I don't. I have (blue) in my picture.





**Draw and color the classroom objects you have (✓) and don't have (X). Ask and say.**


**Language:** backpack, crayons, glue, paints, paper, pencil, pencil case, scissors; Do you have (a backpack)? Yes, I do / No, I don't. I have (a pencil). I don't have (glue).



Circle the pictures of good behavior. Talk about you.

Language: daddy, grandma, grandpa; home, school; I'm good (at home/with my daddy).





**Match the children to the places at school. Draw and color a picture of you in your favorite place in school. Say.**  
**Language:** cafeteria, classroom, library, playground; I'm in the (cafeteria).



Match the children doing the actions for *Wind the bobbin up*. Point and say.

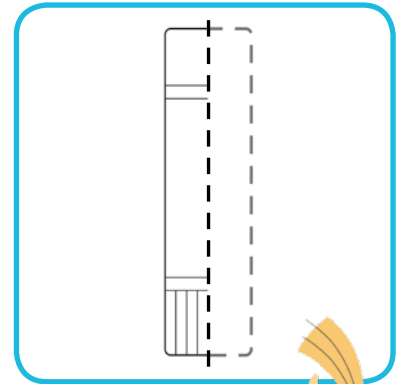
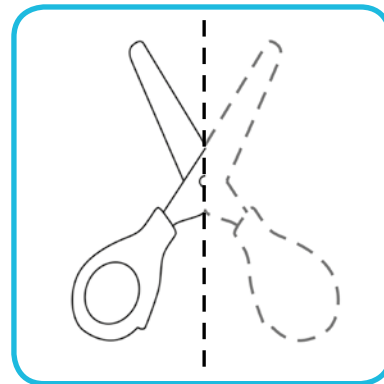
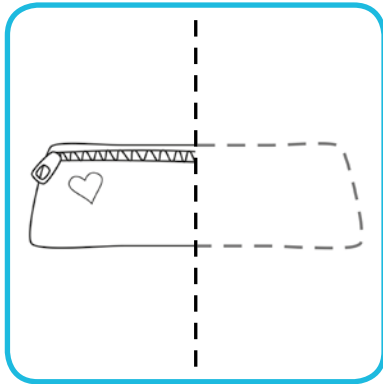
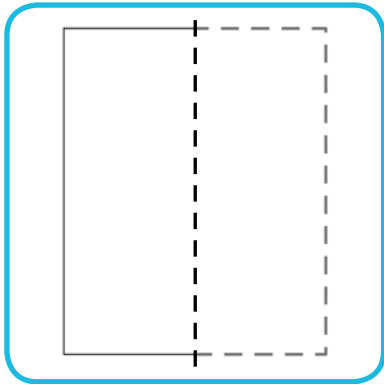
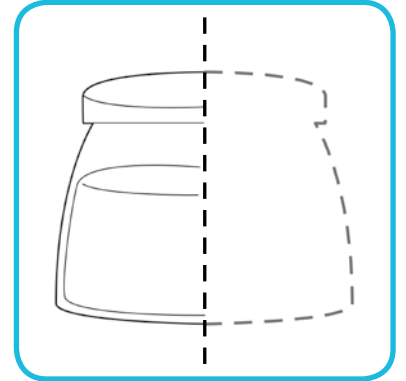
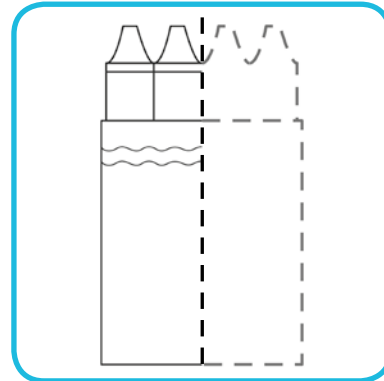
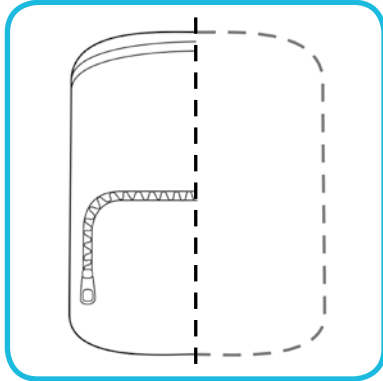
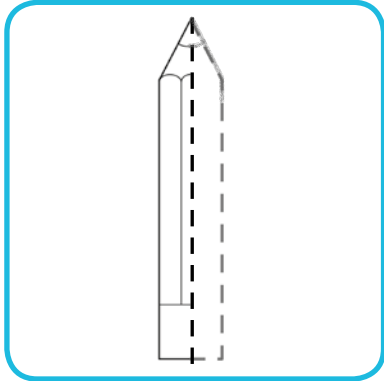
**Language:** ceiling, clap, floor, hands, knee; Point to the (ceiling). Clap your hands. Put your hands on your knee.



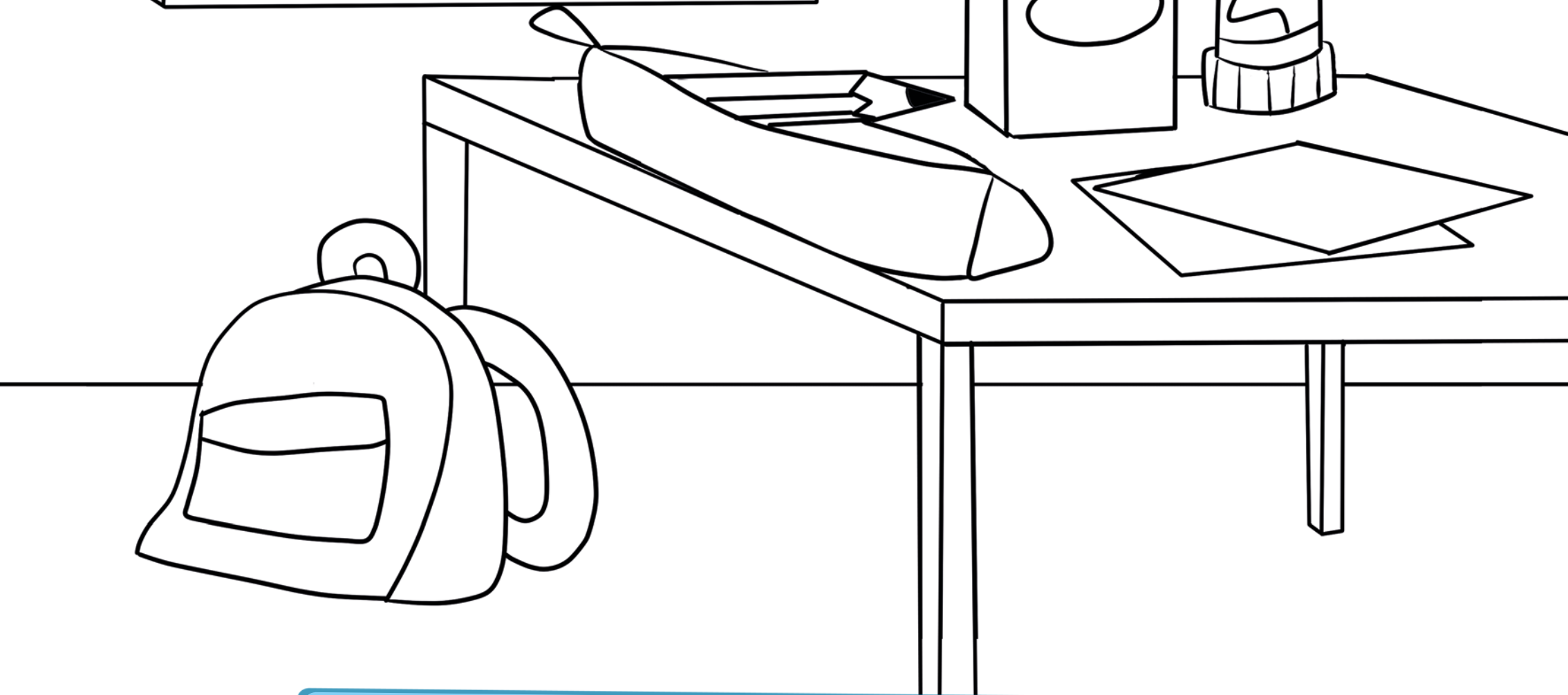


## Review

## Classroom



Trace and draw to complete the pictures. Choose and color two objects you have. Ask and say. Think and circle the number to show your progress. **Language:** backpack, crayons, glue, paints, paper, pencil, pencil case, scissors; Do you have (a pencil)? Yes, I do. / No, I don't. I have (crayons). I don't have (scissors).



Use finger paints to paint the classroom objects. Point and say the colors. Talk about the classroom objects you have and don't have. **Language:** backpack, crayons, glue, paints, paper, pencil, pencil case, scissors; colors; The (pencil case) is (red). Do you have (a backpack)? Yes, I do. / No, I don't. I have (crayons). I don't have (scissors).

