

# Mimi's Wheel





1



by Carol Read






# Mimi's Wheel 1 Syllabus

Unit	Main vocabulary	Key language	Values	Culture
<b>Hello</b> 	Mimi, Dylan, Mummy, Daddy; boy, girl; red; Big Wheel	Hello, I'm (Mimi).		
<b>Family</b> 	mummy, daddy, grandma, grandpa, brother, sister; blue, green, red, yellow	[Where's your (grandma)?] Here. This is my (mummy). Here we go. Round and round. I love my (mummy).	<b>I love my family</b>	<b>The wheels on the bus:</b> bus, wheels
<b>Classroom</b> 	book, chair, crayon, pencil, rubber, table	It's a (chair). [Where's your book?] Here. I'm (happy). [What colour is your (book)?] It's (blue). I'm your friend. This is the way I say (hello).	<b>I'm your friend:</b> friend; happy, sad	<b>This is the way I say hello:</b> bye bye, hello; friends, school
<b>My face</b> 	ears, eyes, hair, mouth, nose, teeth	I've got (a nose). I've got (two) (eyes). It's (a boy) in the water. I'm happy I'm me. Here is my (nose). Here are my (eyes).	<b>I'm happy I'm me:</b> special	<b>Here are my ears:</b> hands, toes





Unit	Main vocabulary	Key language	Values	Culture
<b>Clothes</b> 	boots, coat, hat, shoes, shorts, T-shirt	Put on your (hat). [Where's your coat?] [Where are your (boots)?] Here. I'm tidy.	<b>I'm tidy:</b> tidy	<b><i>Incy, wincy spider:</i></b> spider; rain, sunshine
<b>Toys</b> 	ball, car, doll, scooter, teddy, train	[What's this?] A (train). Let's play with the (ball). [What's your favourite toy?] My (teddy). Let's (play) together.	<b>We play together:</b> play, work	<b><i>Bouncy ball:</i></b> big; bouncy, round; numbers 1–3
<b>Food</b> 	apple, banana, biscuit, juice, sandwich, water	I like (bananas). [Can I have (a sandwich), please?] Here you are. Thank you. I'm hungry. Can I have my lunch, please?	<b>I say 'please' and 'thank you':</b> please, thank you	<b><i>Ten little apples:</i></b> orange; little; tree; numbers 1–10

Unit	Main vocabulary
<b>Endmatter</b>	blue, green, orange, pink, red, yellow numbers 1–5 circle, square happy, sad, big, small, up, down
<b>Projects</b>	colours; numbers; <b>Project 1:</b> Classroom; crayon, tray; [Where's the (blue) crayon?] Here. <b>Project 2:</b> Parts of the face; boy, girl, It's (a girl). I've got (red) (hair). [Where's (Maria)?] Here. <b>Project 3:</b> Toys; [What's this?] A (teddy). [Where's the (red) (train)?] Here.
<b>Festivals</b>	Carnival, mask, parade; dance, sing International Family Day, happy, family Teddy Bear Day, brown, teddy bear, eyes, feet, fur



# Mimi's Wheel

2



by Carol Read






# Mimi's Wheel 2 Syllabus

Unit	Main vocabulary	Key language	Values	Culture
<b>Hello</b> 	Mummy, Daddy, Mimi, Dylan, Big Wheel blue, green, orange, pink, red, yellow numbers 1-6 ball, car, doll, teddy, train, scooter	Hello, I'm (Mimi). [Where's the (ball)?] Here!		
<b>Classroom</b> 	crayons, glue, paints, paper, pencil, pencil case, school bag, scissors	[Have you got your/a (pencil)?] Yes. / No. I've got (red) (paint). I'm good at (home). Go to the (playground). Point to the (ceiling).	<b>Behaving well:</b> home, school	<b>Wind the bobbin up:</b> ceiling, clap, door, floor, hands, knee, window
<b>My body</b> 	arms, feet, fingers, hands, head, legs, toes, tummy	I can/can't move my (head). [Can you move your (head)?] Yes. / No. I can/can't (dance). Move your (head). I can/can't (put on my shoes/cut with scissors).	<b>Making an effort:</b> coat, scissors, shoes	<b>One finger, one thumb, keep moving:</b> thumb, stand up, sit down, turn round, keep moving
<b>Clothes</b> 	coat, dress, jumper, shirt, shoes, skirt, socks, trousers	I'm wearing (a white) (hat). I (play) with my (friends). This is the way I put on my (socks).	<b>Cooperating:</b> learn, play, share; family, friends	<b>This is the way I put on my shirt</b>





Unit	Main vocabulary	Key language	Values	Culture
<b>Home</b> 	bathroom, bedroom, dining room, garage, garden, house, kitchen, living room	[Is (Sam) in the (garden)?] Yes. / No. [Where's (Dylan)?] In the (dining room). My family is (small). I've got (one brother). Round and round the (garden).	<b>Families are different:</b> baby; big, small	<b>Round and round the garden</b>
<b>Food</b> 	apples, bananas, bread, carrots, cereal, eggs, ice cream, milk	I like (carrots). I don't like (cereal). Put the (eggs) in the trolley. I help my (mummy).	<b>Helping others:</b> teacher	<b>Peas pudding hot:</b> peas, plate, pudding
<b>Farm animals</b> 	cockerel, cow, dog, duck, goat, hen, horse, sheep	There's a (horse). [The (sheep) goes (baa).] I'm kind to animals.	<b>Being kind to animals:</b> clean, food, home, kind, water	<b>Five little ducks:</b> little, pond, quack, swimming

Unit	Main vocabulary
<b>Endmatter</b>	blue, brown, green, orange, pink, purple, red, yellow numbers 1–6 circle, rectangle, square, triangle hot, cold, noisy, quiet
<b>Projects</b>	colours; numbers; <b>Project 1:</b> Big Wheel; crayons, glue, paper, pencil; I've got (crayons). I'm on (blue). Our Big Wheel is (fantastic)! <b>Project 2:</b> Clothes; jumper, shirt; pegs, string, washing line; It's (hot). This is a (blue and green) (shirt). Our clothes are (fantastic)! <b>Project 3:</b> Food; modelling clay; I like (eggs). I don't like (apples). Our food is (fantastic)!
<b>Festivals</b>	Halloween, happy; bat, cat, little, pumpkin, witch; eyes, mouth, nose Christmas, happy; ball, little, present, star, tree Easter, happy; chicks, eggs, hop, little, rabbit



# Mimi's Wheel




3



by Carol Read






# Mimi's Wheel 3 Syllabus

Unit	Main vocabulary	Key language	Values	Culture
<b>Hello</b> 	Mummy, Daddy, Mimi, Dylan; Big Wheel; blue, green, orange, pink, red, yellow; numbers 1–6	[Hello, how are you?] I'm fine, thank you. [Where's number (one)?] It's on (red). I'm (sleepy). Hurry up. Here's your (hat). Goodbye.		
<b>School</b> 	colour, count, dance, draw, jump, paint, play, run, sing, think	[What do you do at school?] I (draw) at school. [Do you want to (colour)?] Yes, I do. / No, I don't. I want to (jump). I like/don't like (school). I'm (happy).	<b>Being kind:</b> help, play, share, sit down	<b>Go in and out the window:</b> go, shake hands, stand; partner, window
<b>The park</b> 	bench, flowers, grass, path, pond, roundabout, seesaw, slide, swing, trees	There's (a path). There are (trees). It's (windy). [Where's (Mummy)?] Under the (tree). On the (bench). Put your (rubbish) in the (bin). I put my rubbish in the bin.	<b>Looking after the environment:</b> bin, clean, park, rubbish	<b>Little Red Riding Hood:</b> cake, wolf
<b>Wild animals</b> 	crocodile, elephant, giraffe, hippo, lion, monkey, parrot, snake, tiger, zebra	[What's that?] It's a (snake). It's (black and white). It's got (big teeth). I'm a (crocodile). I'm hungry. I can help you! Thank you. (Five) little monkeys sitting in a tree. You can't catch me! Along comes Mr Crocodile.	<b>Saying 'thank you':</b> mouse; head, teeth	<b>Five little monkeys</b>







Unit	Main vocabulary	Key language	Values	Culture
<b>Daily routines</b> 	brush my hair/teeth, get dressed, get up, have a shower, have breakfast/lunch/dinner, wash my face/hands	I (get up). [Do you (wash your hands) (at school)?] Yes. / No. It's time to (get dressed). [What do you do at (home)?] I (have breakfast) at (home). This (bowl) is (small).	<b>Having a daily routine:</b> drink water, eat, learn, play, sleep	
<b>Meals</b> 	chicken, fish, pancake, pizza, rice, salad, soup, spaghetti, toast, yogurt	[What do you have for (dinner)?] I have (soup). [Do you want (pancakes)?] Yes, please. / No, thank you. I want/don't want (toast). I like/don't like (soup). (Mix) the pancake.	<b>Willingness to try food:</b> food, peas, tomatoes	<b>Mix a pancake:</b> pan, pancake; catch, cook, mix, toss
<b>Town</b> 	bookshop, cinema, museum, park, restaurant, shopping centre, supermarket, swimming pool, toy shop, zoo	[Do you want to (go to the zoo)?] Yes, please. / No, thank you. I want to (go to the museum). Let's (go to the shopping centre). Do you want to help? Yes, of course. The (man) pulls the (woman).	<b>Interest in learning:</b> ask questions, find out about my world, go to school, look at books, play games, talk to friends, watch films/TV	<b>The enormous carrot:</b> man, woman; pull

Unit	Main vocabulary	Key language
<b>Endmatter</b>	black, blue, brown, green, orange, pink, purple, red, white, yellow numbers 1–10 circle, diamond, rectangle, square, star, triangle hungry, thirsty, clean, dirty	It's (red). There are (three) (dogs). There's one (mouse). It's a (star). I'm (hungry). He's/She's/It's (old).
<b>Projects</b>	colours; numbers; <b>Project 1:</b> school activities <b>Project 2:</b> wild animals <b>Project 3:</b> places in a town	Our (chart) is (fantastic)! <b>Project 1:</b> [What do you do at school?] I (dance) at school. [How many people (dance)?] (Four). [Do you want to paint?] Yes. / No. I want to (play). <b>Project 2:</b> [What's that?] It's (a zebra). It's (black and white). It's got (a tail). I like the (giraffe). [Do you like the (crocodile)?] Yes. / No. <b>Project 3:</b> [Do you want to go to the (restaurant)?] [Do you like the (zoo)?] Yes. / No. I want to go to the (supermarket). I like the (park).
<b>Festivals</b>	World Book Day, animals, people, pictures, stories, words World Animal Day, elephant, gorilla, panda, polar bear, rhino, tiger World Environment Day, countryside, mountains, seaside, woods	I like books about (people). Save the (panda). I go to the (countryside).

