

Global Stage

Language Book 3

Shelagh Speers



A Listen and write. What's beautiful?



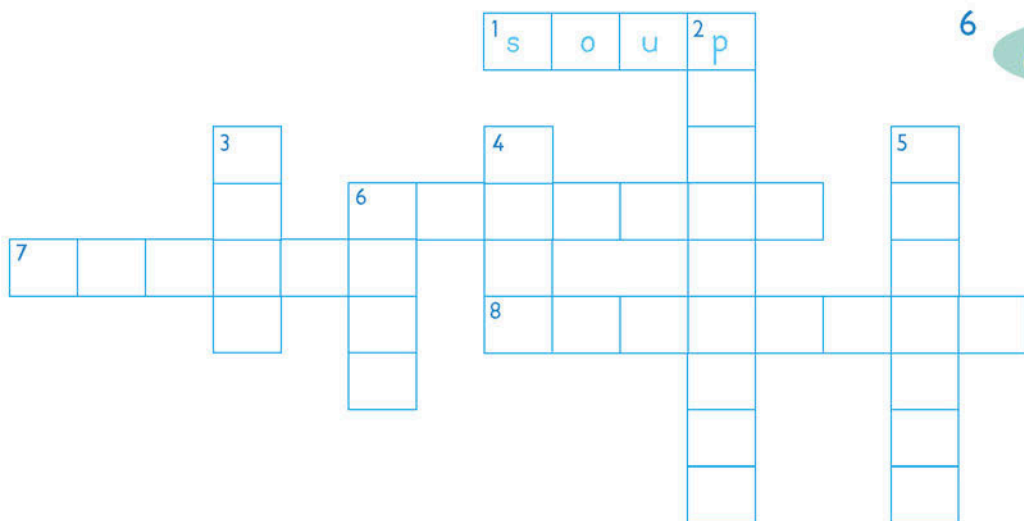

- 1 unsmoatin _____
- 2 wson _____
- 3 laltwreaf _____
- 4 tefsor _____
- 5 elak _____
- 6 bcahe _____
- 7 arin _____
- 8 noriwba _____

B Look and write.

Across



Down



C Look and match. Then complete. Use the words in the boxes.

chameleon penguin dinosaur duck ~~snake~~ bear

dangerous soft huge dirty tiny slow

1 Be careful! That snake is _____.



2 That _____ is _____. It's so big!



3 That _____ is _____ and it has a fish!



4 Look at the _____ in my hand. It's _____!



5 The little _____ is very _____.



6 The _____ has _____ feathers.



D Find the verbs. Then choose four and make sentences with a partner.



- 1 _____
- 2 _____
- 3 _____
- 4 _____

A Look and complete. What are they doing?



1 We 're painting .

3 I _____ .

4 We _____ .

2 I _____ .

5 She _____ .

6 They _____ .

7 He _____ .

B Listen and complete.

Ted: Look at those boats! There's a kayak and a sailboat.

Sadie: The sailboat is 1 faster (fast) than the kayak.

Jeff: Yes. The kayak is 2 _____ (slow), and it's also 3 _____ (small).

Sadie: I think sailing is 4 _____ (exciting) than kayaking.

Ted: I went sailing and kayaking with my cousin last summer. Sailing was 5 _____ (difficult) than kayaking!

Jeff: Really? Why?

Ted: I needed help. I was strong, but my cousin was 6 _____ (strong)!

Sadie: So, kayaking was 7 _____ (good) for you?

Ted: Yes. I really liked it. It was 8 _____ (quiet) and _____ (interesting). And I did it by myself!

C Read and complete.

Today it's sunny at the lake, but yesterday there 1 was (be) a lot of rain. I 2 _____ (see) lightning in the sky, but I 3 _____ (not be) frightened of the thunder. I 4 _____ (play) with my brothers all day. We 5 _____ (run) around our house, and we 6 _____ (be) very noisy. Finally, we 7 _____ (eat) dinner and 8 _____ (go) to bed. Today's a better day!

D Look at **A**. Complete.

small ~~big~~ curly straight beautiful bad long

- 1 Ted's backpack is the biggest .
- 2 Sadie's lunch is _____ .
- 3 Jeff's painting is _____ .
- 4 Sadie's hair is _____ .
- 5 Jeff's hair is _____ .
- 6 Ted's painting is _____ .

I Love Reading

NONFICTION

famous

biography

popular

exciting

D Look and write.

adventure

boring

complicated

science fiction

novel

fantasy

FICTION

Kinds of books

How to describe books

novels

interesting

interesting 1

E Listen and complete. Then watch and sing.

The Library

There's a world of information for you and me—everything you want at the library. Books, games, computers, and movies you can see. There's a lot to learn and do at the library!

You can sit and read a 1 n o v e l at the library

Go on an 2 a _ _ v _ _ _ tu _ _ e through the pictures you see

You can find 3 e _ _ _ i t _ _ _ _ stories or a 4 f _ _ _ _ a _ _ y

The library's never 5 bo _ _ _ _ g, and it's all free!

You can listen to great music at the library

And find a 6 f _ _ _ o _ _ s person's 7 b _ _ _ g r _ _ p _ _ _

You can meet 8 i _ _ _ _ r e _ _ _ _ n _ _ people—maybe two or three

The library's very popular, and it's all free!

B Listen, say, and number the pictures in A.

C Close your eyes. Listen, visualize, and say.

A Listen and read. What's Gavin's project about?



Gavin: Where did you go yesterday after school, Kareem?

Kareem: I went to the library with my project group.

Gavin: What did you do there?

Kareem: We looked for books about robots.

Gavin: Did you find anything?

Kareem: Yes, we did. We read about the very first robot.


Gavin: Cool! I worked on my project, too.

Kareem: I didn't see you there, Gavin.

Gavin: Oh, I didn't go to the library.

Kareem: Where did you go?

Gavin: My project's about frogs, so I went to the river. And I found this!



B Look at **A**. Complete.

Simple Past

Where	did	you	_____	yesterday after school?
I	_____			to the library with my project group.
We	_____	for		books about robots.
_____	you	_____	anything?	Yes, we _____. No, we didn't .

I read = simple present
I read = simple past

Watch Out

C Think and discuss. Then choose.

1 We use the simple past to talk about **now** / **before now**.

D Listen and say.

E Help Millie write in her diary. Look and complete.

- 1 Yesterday, I went (go) to the library.
- 2 I _____ (look) for an interesting novel.
- 3 I _____ (not want) a complicated story.
- 4 I _____ (not see) any of my friends there.
- 5 I _____ (find) lots of nonfiction books.
- 6 I _____ (borrow) two biographies of famous people.



F Play a chain game. Talk about yesterday.

Yesterday, I went kayaking after school.

Yesterday, she went kayaking, and I read a comic book.

Yesterday, she went kayaking, he read a comic book, and I found a frog.





Why do communities need libraries?

A Listen to Linda talk about her library. How does it grow?

geography

science 1

music

technology

P.E. (physical education)

math

history

art

health

English

B Listen, say, and number the pictures in **A**.

C Read and complete.

- 1 My brother likes history because he thinks the past is interesting.
- 2 We learn about other countries and people in _____.
- 3 I like _____ the best because we can play games outside.
- 4 _____ is my favorite subject because we read good stories.
- 5 I love _____ because I want to know all about animals and plants.
- 6 In _____ class, we learn how to take care of ourselves.

D Now listen to Skyla and Rishi. Why do these libraries travel to different places?



E Listen again. Check (✓) the correct country.

Which country's library ...	India	The Netherlands
1 goes to schools?	<input type="checkbox"/>	<input checked="" type="checkbox"/>
2 stops in small towns and villages?	<input type="checkbox"/>	<input type="checkbox"/>
3 has places to read?	<input type="checkbox"/>	<input type="checkbox"/>
4 travels for hours?	<input type="checkbox"/>	<input type="checkbox"/>
5 has books in many languages?	<input type="checkbox"/>	<input type="checkbox"/>

What things can you do at your library?
How can we share books in our communities?

A Listen and read. What did Lena learn about penguins?



Millie: Is that a science book, Lena?

Lena: Yes, it's all about animals.

Millie: Cool! I just read a book about penguins yesterday.

Lena: You read a whole book in one day? That was quick!

Millie: Well, I read quickly.

Lena: I don't. I read very slowly.



Millie: Why?

Lena: So I can remember every word.

Millie: Can you really remember everything? What's the first sentence?

Lena: "Penguins are birds, but they can't fly."

Millie: Wow, you really do read carefully!

B Look at **A**. Complete.

Adverbs of Manner

Adjectives				Adverbs			
I	'm	quick		I	read		_____.
	a	slow	reader.				_____.
You	're	careful		You	really do read		_____.

quick + -ly = quickly
easy + -ly = easily

Remember

C Think and discuss. Then choose.

- 1 We use an **adverb** / **adjective** to describe a noun.
- 2 We use an **adverb** / **adjective** to describe a verb.
- 3 We use adverbs of manner to describe **how** / **when** an action happens.

D Listen and say.

E Read and choose.

- 1 The girls talk **quiet** / **quietly** in the library.
- 2 We're late because the school bus is going **slow** / **slowly**.
- 3 That's an **easy** / **easily** book. It has a lot of pictures.
- 4 He read the instructions **careful** / **carefully**. They were complicated.
- 5 The boys finished the test **quick** / **quickly**. They knew the answers.
- 6 I was **happy** / **happily** in my art class.

F Choose and say. Make sentences about you, your family, and friends.

eat sing read write
shout cry run walk

quickly carefully loudly
easily quietly slowly noisily

My little sister eats quickly.

My friend Bassem walks slowly.

Talk About It

A Watch and listen. Which book does Rania choose?



B Watch again. Check (✓) the phrases you hear.

- | | |
|--|---|
| 1 <input checked="" type="checkbox"/> Why don't you get this book? | 6 <input type="checkbox"/> What's it about? |
| 2 <input type="checkbox"/> What kind of book is it? | 7 <input type="checkbox"/> It doesn't sound very interesting. |
| 3 <input type="checkbox"/> It sounds great. | 8 <input type="checkbox"/> What happens? |
| 4 <input type="checkbox"/> How about this book? | 9 <input type="checkbox"/> OK, let's get it. |
| 5 <input type="checkbox"/> What books do you have? | |



Listen and say.

ask

scary

school

great

grows

agree

What other words do you know with these sounds?

Pronunciation /sk/ and /gr/

C Plan. Think about two books to recommend. Complete.

Book 1	Book 2
Title:	Title:
Kind of book:	Kind of book:
Main character:	Main character:
What happens:	What happens:

D Prepare your conversation. Use your ideas from **C** and the phrases from **B**.

A Make a suggestion

What do you think of ...

Give a description

Agree or disagree

Read

B Ask for more information

What kind of ...

Give your opinion

Make a decision

E Practice with a friend.

Reflect
Did I look at my friend?
Yes / No



A Read the book report. Underline the adverbs of manner.

Name: Ana Sánchez

Title: Fantastic Mr. Fox

Author: Roald Dahl

Who are the main characters?

Farmer Boggis, Farmer Bunce, Farmer Bean, Mr. Fox


What happens in the book?

The farmers don't like Mr. Fox. They shout at him angrily because he takes their food. They try to catch him, but he escapes easily. Mr. Fox is smart!

Did you like this book? Why or why not?

This book is very good! I read it quickly. I liked it because it is funny. Also, I really liked the animal characters. I give this book five stars!

My favorite part:



B Change the adjectives into adverbs. Complete.

angry careful clever easy happy loud quiet quick sad slow

→ + -ily	_____	_____	_____
	angrily		
+ -ly	_____	_____	_____
	carefully		

C Think about a book you read. Complete the story map.

Title:	Main Characters:	What Happens:	Did I like it? Why or why not?
Author:			

Reflect
Did I use adverbs of manner?

D Write your book report.

Read the questions and draw or write your answers.

What did I do?

What did I learn?

How did I learn?

How well did I do?

What can I do next?

- Sing
- Find out more
- Share
- Talk

Hello! I'm Millie. Where do I go next? Find out in Unit 2!

